

2013 Edmonton

Creative Stitches & Crafting Alive!! .. Show

CREATIVE STITCHES & CRAFTING A·L·I·V·E

Featuring



brought to you by the
Canadian Scrapbooker Magazine.

\$1,000's
in great
prizes to be
given away

**Purchase
tickets
in advance
and
Save!**

Edmonton

at Millennium Place in Sherwood Park

2000 Premier Way

Sept 13 & 14, 2013

Friday, 9am to 6pm

Saturday, 9am to 5pm

www.CreativeStitchesShow.com

1-855-723-1156



WELCOME TO THE 2013 EDMONTON CREATIVE STITCHES & CRAFTING ALIVE!! SHOW!

2

CanNorth Shows Inc. is extremely excited to bring you the 2013 Creative Stitches & Crafting Alive!! ... Shows!!

We would like to take this opportunity to Thank You for your support and we are looking forward to some of the best shows yet!!

Whether you are looking to shop for those hard to find items or wanting to increase your knowledge in taking one of the more than 70 classes offered during the show, this is the show for you!!

Visit us at www.creativestitchesshow.com



Hotel Info

The Coast Edmonton East Hotel

\$129 per night plus taxes

For more info or to book your room:

1-800-716-6199

780-464-4900

2100 Premier Way, Sherwood Park, AB T8H 2G4

www.coasthotels.com



Table of Contents

Feature Classes	3 - 6
Bio's & Seminars	7 - 19
Schedule	20 - 23
Demos and Features	24 - 25
Seminar Registration Form	26 - 28
Next Shows	29
Great Canadian Scrapbook	30 - 34
Carnival	



Kathryn Brown



As a sewer who has had needle and thread in hand since age seven, Kathryn has sewn clothing and quilted all of her life. When her family had grown she began to discover the frustration of sewing patterns not fitting well any more. Clothing in stores, too, wasn't fitting well. For the last fourteen years, she has travelled North America learning from many sewing teachers. Her most difficult task was researching exactly what happens to women's bodies as they mature and understanding how the physical changes affect the fit of sewing patterns and clothing. With tongue-in-cheek humor, Kathryn loves to speak in a room with grown up women talking about hers and their bodies and what's happening as we grow into our genes but can't do our jeans up anymore. Last summer, Zoomer Magazine printed her extremely well received article about what manufacturers could do to make clothes fit better. Kathryn's classes are extremely informative but fun. She has discovered and shares facts about how to plan your wardrobe starting with the clothes you own and how to choose new patterns and ready-made clothes so you'll never look dowdy. It's a confusing time to plan a wardrobe with styles that change weekly.

Kathryn lives in Nanaimo, on Vancouver Island with her husband Larry. Next to sewing, her favorite hours are spent with twin seven year-old grandchildren.



Accolades from students:

"Amazing AHAH moments in all of your classes"

"What a revelation! I wish I learned this years ago!"

"I was so excited about what I learned yesterday in class, I could barely sleep"

"Absolutely the best classes in all my years of sewing!"

"Engaging and knowledgeable, I wanted to stay in there all day"

"I had no idea a class at a sewing show could be life changing. YAY!"

"This old seamstress learned lots of new tricks!"

"I loved the class and I don't even sew!"

Can't wait to see what they come up with!!

Why Sewing Patterns and Clothes Don't Fit Your Body Any More!

SATURDAY: 10:45 am to 11:45 am

ROOM: Fashion Stage

As a sewing teacher who specializes in "fit," Kathryn invites you to join her for a class based on history, sewing, hormones and humor. Many women have attempted to return to sewing only to find that patterns don't fit the way they used to. Acknowledging the problems and listening to some new solutions will make this a very enjoyable class. Bring along your non-sewer friends for an informative and enjoyable class.

Secrets from the Sewing Industry

FRIDAY: 1:00 pm to 2:00 pm

SATURDAY: 3:30 pm to 4:30 pm

ROOM: Rose

COURSE FEE: \$18

Kathryn has studied sewing under many extremely talented teachers in Canada and the United States. Each teacher focuses on specific skills but always shares favorite tips. Secrets about the planning stages of a project to the finishing details, she loves seeing "lights go on" and "why didn't I think of this years ago?" from the audience. Sewers have attended the show just to spend an hour in this class! You'll be part of a fast-paced class with one tip after the other and complete notes in this lecture. Beginner to advanced sewers are welcome.

How Do I Know What Patterns and Clothes to Choose?

FRIDAY: 3:30pm to 5:00pm

SATURDAY: 1:00pm to 2:30pm

ROOM: Rose

COURSE FEE: \$18

Clothing and patterns are shown on six foot tall size 0 models, not real women. Kathryn has studied why we own clothing we don't wear and why we own patterns we don't sew. She is excited to share some amazing diagnostic tools to use every day to understand the difference between frumpy and fabulous. With height point measurements, you'll understand what necklines are best on you, what jewelry length is best, why sleeve length is important and how to determine your best jacket length. You'll learn that "petite sizes" have nothing to do with height. You'll learn why you have perfectly good clothes in your closet and understand why you never wear them! You'll feel like a fashion consultant in your own closet. Sewers and non sewers will love this learning experience so bring your friends along!



Extra course fee required

Ron Collins

Designer, speaker and teacher, Ron is Canada's best known sewing personality. He has inspired audiences with appearances on HGTV, Sew Perfect, Life Network, CTV, Eyes on Toronto, and featured in Vogue magazine. Ron and Sandra Betzina from Power Sewing together have produced twelve DVD's, along with an on-line TV show that debuted in January 2009 with over 130 shows that have been aired with great reviews.



Designer Tips for Couture Results

FRIDAY: 9:00 am to 12:00 pm

ROOM: Rose

COURSE FEE: \$50

KIT FEE: \$5

NOTE: *Sewing Machine Required*

Do an invisible stitch patch pocket with lining that is completely stitched down by machine for strength. Mitre hems with different depths, sew a perfect square corner and learn an amazing double wound bobbin stitch that looks the same on both sides. Get tips on edge/top stitching, saddle and decorative stitching, and learn tips using heavy thread in your sewing machine. Plus see a machine stitch shoulder pad to maintain and build in shape that will rival any top brand label.

Behind the Seams with Interfacings and Underlining

FRIDAY: 2:15 pm to 3:15 pm

ROOM: Rose

COURSE FEE: \$18

Ron will reveal it all when it comes to interfacing, lining and underlining in his garments. Have you ever found a fabric you loved, but it was too lightweight or drapery for the garment you wanted to sew? Do you have a love/hate relationship with linen because it's great to work with, but always creased when you wear it? Ron will show how to solve these problems with underlinings and how to stabilize other loosely woven fabrics and strengthen delicate ones, using lining and interfacing.

Sew in, fusible, non-woven, woven, weft, knit, and hair canvas. Everyone has been overwhelmed with all the different types and weights of interfacings on the market at one time or another. In this class find out which ones are right for your garment. Problems with puckering interfacing? Discover which manufacturers have preshrunk their interfacing and which have not.

What a great way to spend the day!

Designer Finishes

SATURDAY: 9:00 am to 12:00 pm

ROOM: Rose

COURSE FEE: \$50

KIT FEE: \$12

Note: Sewing Machine Required
Create 12 reference samples in this information-packed class! Do a total of 12 different seam finishes. Seven of them are non-serged, which includes Hong Kong, Bound, Flat Fell, French and Striped, along with a great way to finish off underlined pants with a Double French Seam. Learn also how to make continuous bias tape for some of these great seams. Plus, make a fake flat fell seam and a smart looking pressed open seam as well. Make an unbelievable dart and pleat using one thread on your sewing machine.



Ron and All His Shirts

SATURDAY: 2:30 pm to 3:30 pm

ROOM: Rose

COURSE FEE: \$18

Need some construction techniques for shirts? Come learn Ron's popular techniques that have been featured on Sandra Betzina and Ron Collins's web TV series "Power Sewing". Here is your chance to see it, along with industrial techniques for such areas as one piece collars that will eliminate half the bulk in the collar points. Double yokes along with tricks to prevent bias yokes from stretching out. Learn about the distinctions in machine needle sizes and needle types along with fast and first class results using fusible interfacing. Get inspired with all his designer details.

Barb

The Secret Workshop

Barb from *The Secret Workshop* combines her textile arts and teaching skills with an informal educational style to encourage you to expand your quilting comfort zone. Fresh ideas or an old idea with a twist inspires her creativity and she passionately shares that with her quilting friends.



Longarm Quilting- Tools, Toys & Tips

FRIDAY: 1:00 pm to 2:00 pm

ROOM: Carnation

SATURDAY: 2:15 pm to 3:15 pm

ROOM: Gardenia

If you have a quilting machine on a frame you may be feeling overwhelmed with all the tools available! Which ones are necessary? Which ones are right for you? How do you use them? Lots of tools and toys will be discussed and demonstrated so you can take your quilting to a new level!

** Suitable for longarm and mid-arm machines on a frame**

Backgrounds, Borders and Beyond!

SATURDAY: 11:45 am to 12:45 pm

ROOM: Lilac

It's time to add texture and interest to your quilts! Expand your repertoire of free-motion machine quilting designs that are great for borders and backgrounds. Beyond that we'll discuss some really cool tools that will help you increase your quilting skills.

**aimed at longarm and mid-arm machines but also suitable for domestic machines **

Machine Quilting – Faster & Smarter!


FRIDAY: 9:15 am to 10:15 am

ROOM: Violet

SATURDAY: 9:15 am to 10:15 am

ROOM: Gardenia

"Designs With Lines" is a machine quilting technique developed by Pam Clarke to speed up the quilting process by using simple lines as a guide to create individual designs. The system is easy to follow and the creative possibilities are endless! ** Suitable for domestic, longarm and mid-arm machines **



Lori Bosecke

Lori's Country Cottage

Lori is the owner of Lori's Country Cottage and is a seasoned sewer and quilter. This Fall celebrates the 20th anniversary of her quilt shop in Sherwood Park. Lori's Country Cottage recently had the honor of being chosen a Top Ten Shop, and was featured in the Quilt Sampler magazine. In addition, Lori was awarded the Fabshop Star Shop Award for her stellar contributions to the fabric and quilting industry. As a quilt shop owner she has attended more than 30 International Quilt Markets discovering the latest and greatest quilting innovations. Lori is thrilled to have the opportunity to share her enthusiasm and acquired skills in these demos.

Tips on Totes

FRIDAY: 11:45 am to 12:45 pm

SATURDAY: 1:00 pm to 2:00 pm

ROOM: Gardenia

Fear zippers no more! Join Lori Bosecke of Lori's Country Cottage as she shares some quick tricks to make tote bags. Explore fast and easy techniques for zipper insertion, applying bias binding and simple closures and clasps. See what the use of the right stabilizers can do give your tote a "professional look". Dress it up with inexpensive embellishments and you will be on your way to "Where did you get that bag?" compliments.

Love It!

Spot on Quilting Accuracy with Lori!

FRIDAY: 1:00 pm to 2:00 pm

SATURDAY: 11:45 am to 12:45 pm

ROOM: Gardenia

Improve your cutting and piecing accuracy skills. With so many tools and rulers out there, how do you decide what to buy, and which will give you the best results? Lori Bosecke, of Lori's Country Cottage will introduce you to her favorite rulers and tools and explain their advantages. Your quilts will be made with precision accuracy every time and leave the rest of the quilting world in wonder.



Edmonton Weavers' Guild

Weaving in the Round - Make a Trivet

FRIDAY: 3:30 pm to 4:30 pm

ROOM: Lilac

Tickle your creativity with this off-loom weaving project. Using weaving in the round, you will create a woolly trivet. Templates with pre-strung warp and assorted yarns for weft are provided. Those participants who do not complete the project during the workshop can take it away to finish later.



Sylvie Fergusson

Sylvie is a Certified Paverpol Instructor and owner of Sunflower Studios. She provides workshops out of her studio as well as on location throughout Alberta and Saskatchewan. Sylvie has a background in Fine Art oil painting specializing in portraits and florals. She has been teaching children and adults over the past few years while continuing her own artwork.

Paverpol Bird

FRIDAY: 3:30 pm to 6:00 pm

SATURDAY: 9:00 am to 11:30 am

ROOM: Violet

KIT FEE: \$16.50

Another great garden object that can be made with Paverpol the #1 non-toxic fiber hardener! This year's workshop is about learning another way in which Paverpol can be used and this time it's without a t-shirt! Paverpol turns natural fibers into rock hard objects that can stay outside year round. After this 2 1/2 hour workshop you will be proud to take home a unique bird made by you with basic tools but with a big impact! It's fun, easy and no previous experience is required.

See examples at www.sfstudios.ca.

The bird is approximately 35 cm tall/ 14"

Debra Justice

Labours of Love

www.laboursoflove.com

Debra Justice is an internationally known keynote speaker, video celebrity, author, freelance writer for *Sew News Magazine* and *Proprietress of Labours of Love Heirloom Sewing Supplies* an online sewing boutique. Debra's informative, inspiring, to the point, seminars have made her favorite speaker and respected sewing expert internationally.



Amazing!

A Dream Sewing Space

FRIDAY: 9:15 am to 10:15 am

SATURDAY: 10:30 am to 11:30 am

ROOM: Lilac

Want to sew efficiently and be more organized? See a wide variety of sewing rooms; large and small to get ideas on what works for the layout; machines, cutting tables, pressing area, storage and the "stache."

Rearrange and improve what you have or design from scratch. Small layout changes can make a big difference. Get the proper measurements for the height of your machines, cutting table and ironing surface based on your body. Ideas on how to organize notions, patterns, thread and all that is sewing related! Debra's updated list of favorite tools, old and new, tried and true that will help you to sew more efficiently. Pins and scissors to rippers and rulers and lots of sewing room inspiration in between. A really fun relaxed class for all sewers.



“Fancy Schmancy”

Machine Techniques

FRIDAY: 10:30 am to 11:30 am

SATURDAY: 2:15 pm to 3:15 pm

ROOM: Lilac

See a unique collection of clever machine techniques that will take your sewing to the next level. Learn to thread your machine to prevent puckering, jamming and tension problems when using deluxe ‘specialty’ needles like the wing, double wing, twin, triple and double eye “Magic” needle. Use these needles for pintucks, pin stitching, flawless topstitching, finishing knit and cotton edges, joining/attaching lace and more. Other techniques featured include Faux Tucks, Stir Stick Lace, Reverse Threading and the invisible One Step Hem for lightweight scarfs. Learn to make and apply designer bias tape, (5 yds) made from a fat quarter. New fun techniques shown step-by-step, close up that will inspire you to sew, sew, sew!

Learn to Sew With Your Feet

FRIDAY: 1:00 pm to 2:00 pm

SATURDAY: 9:15 am to 10:15 am

ROOM: Lilac

Debra’s Footworks column in SEW NEWS Magazine comes to the classroom in Alberta as she shows a wide variety of presser feet and techniques featured in the magazine. Learn to use the feet you already own for more than one application and identify the ones worth investing in. See the Darning Foot, Roll Hemmer, Button Attaching, Bias Binder, Fringe, Overcast, Cording, Pintuck and Flower Stitch Foot to name a few. Instructions for stippling, fixing damaged lace, attaching closures, buttons and even how to install the perfect Invisible Zipper. Learn to tackle difficult and “sticky” fabrics with the Roller, Teflon and Walking Foot and see how to attach pearls, sequins and beads all by machine! This is a generic seminar extremely useful information for all brands of machines.





Ruffles Everywhere: Learn to use The Old Fashioned Ruffler

FRIDAY: 2:15 pm to 3:15 pm

SATURDAY: 1:00 pm to 2:00 pm

ROOM: Lilac

Ruffles are in and they're everywhere. Make them superfast and perfect every time with The Ruffler Attachment. Old or new, it's an engineering marvel. This tried and true work horse is one of the best feet but not understood. It pleats and gathers fabric and trims and will even gather and attach a ruffle in a single step. Use it for ribbon, tulle, lace, cottons, silks and more, for practical modern day applications. Learn step-by-step from scratch how to use the Ruffler to make and add ruffles to clothing, accessories, home décor and more. Find out which one to buy, how to install it, use it, adjust it, maintain it, and how to easily calculate the yardage needed. An excellent seminar that will save you time and make sense this amazing foot.

Jeanne Large & Shelly Wicks

The Quilt Patch

Together Shelley and Jeanne own The Quilt Patch in Moose Jaw, SK .

They are the authors of three books published through Martingale and Co. 'Tis the Season' 2009, 'Urban Country Quilts' 2011 and 'Tis the Autumn Season' 2013. With their first book 'Tis the Season', the girls introduced their chunky applique style using earth toned fabrics and easy piecing. Their subsequent books are a continuation of that theme and really is the basis of their look. Projects are aimed at the beginner to advanced beginner quilting level but hold appeal to any quilter. The opportunity to design fabric for Clothworks has been an exciting addition to the business! Their second collection, Wallflowers shipped to stores in May of 2013.

Keep watching for exciting things from these girls, they are currently working on book number four, available in 2014!

Every Which Way But Loose!

FRIDAY: 10:30 am to 11:30 am

ROOM: Gardenia

SATURDAY: 9:15 am to 10:15 am

ROOM: Tulip

Have you struggled with appliqué? Not sure which method works best with which project? Join us as we walk you through three different appliqué methods and which stitch best suits their particular needs.

Ruffles Are In!

Tis the Autumn Season

FRIDAY: 1:00 pm to 2:00 pm

SATURDAY: 3:30 pm to 4:30 pm

ROOM: Tulip

Join us for a trunk show of quilts from our latest book! We'll tell you about the book writing journey, our favourite projects, as well as give you tips and tricks for using our favourite product.... rick rack!!

Slim Your Fat Quarters

FRIDAY: 3:30 pm to 4:30 pm

SATURDAY: 1:00 pm to 2:00 pm

ROOM: Tulip

Is your fat quarter collection out of control? Do you consistently purchase fat quarters with no plan in mind? Are they taking up space in closets and drawers?

Join us, sit back and listen while we give you some great ideas on how to use them up, alleviate that quilt, clean up your stash and move on!



Carola Russell

Carola's Quilt Shop & Thread Co.

www.carola.ca

info@carola.ca



Carola is always searching for new techniques and can't wait to share them with you! She has been a sewing educator for over 25 years and derives as much pleasure from teaching a technique as learning about and executing a technique. Carola's Quilt Shop and Thread Company is located in Gibsons on the beautiful Sunshine Coast of B.C.

Faster & Easier Quilty Projects

FRIDAY: 10:30 am to 11:30 am

SATURDAY: 10:30 am to 11:30 am

ROOM: Tulip

Hate to study wordy patterns? Supply lists too long? No Time to undertake new projects? Join Carola for an inspirational trunk show & demonstration of awesome projects, techniques & tools. Tested and proven. Carola calls these projects: "Stupid Easy with Stunning Results."

The Art Quilter

FRIDAY: 11:45 am to 12:45 pm

SATURDAY: 2:15 pm to 3:15 pm

ROOM: Tulip

Art Quilting Ideas, Techniques, Inspiration and Skills, where do they all come from?

Come see a trunk show of small easy projects to get you excited about exploring this creative outlet. Come see what Art Quilting is all about. (P.S. Artistry is not a gift; it is something you learn)

Free Motion Quilter

FRIDAY: 2:15 pm to 3:15 pm

SATURDAY: 11:45 am to 12:45 pm

ROOM: Tulip

How to quilt in the "Modern Style", new tips for success and quilting designs that are easier than they look. Yes, anyone can free motion quilt! Carola will start with a quick "TOP TEN SECRETS" to free motion quilting and then launch into fresh inspirations galore!

Linda MacPhee

MacPhee Workshop

Linda MacPhee is a leader and innovator in the clothing design and home sewing industries. She is co-founder of MacPhee Workshop, one of Canada's largest design houses and pattern manufacturers. She has over 200 different patterns from outerwear to evening dress to casual. Her television series, "Sew Much Fun" and "Linda MacPhee's Workshop", are currently shown on various networks in Canada as well as on PBS throughout the U.S. She is in demand in both countries as a speaker and teacher.

www.macpheeworkshop.com



Knitty Gritty on Knits

FRIDAY: 9:15 am to 10:15 am

ROOM: Tulip

Find out how to lose 10lbs in a day! Knits are the answer and besides her favorite slinky, Linda has added bamboo/cotton knits to her mix. See lots of samples as you learn which patterns, thread, needles etc are the best. Bring your questions and leave pumped to produce your own quick

and easy tops, jackets, skirts, pants, dresses and more!

Linda MacPhee's Fashion Show 2013

FRIDAY: 12:00 pm to 1:00 pm

SATURDAY: 1:15 pm to 2:15 pm

ROOM: Fashion Stage

It's all about INSPIRATION...come and watch what's new for fall! There's quick and easy jackets of all types and fabulous fun coats as well as your Christmas or cruising outfits...and flattering for all figures...bar none! See everything from upcycled mens shirts/ jackets to casual classic everyday knits, to dressy evening wear with glitz. She'll get you going and get you sewing this fall!! WARNING...this show is contagious!!

Embellish Everything!

FRIDAY: 2:15 pm to 3:15 pm

ROOM: Gardenia

The possibilities are endless..... jazz up an existing garment or start from scratch. Watch Linda show you how simple it is to discharge, stamp, paint, stencil, apply metals and foil, and more.... on everything from paper to quilts.....shoes to garments! HER JACKETS ARE STILL THE BEST! "Linda's Latest" pattern is all about ruffles....very simple and stylish but her classic two piece Chanel style jacket still takes you anywhere and looking good! She's done her new "40 shades of grey or brown or green" jacket that will definitely turn heads. There's quilted ones, free motion ones, recycled ones.....something for everyone. Find out how she does them!

Great Christmas Gift Ideas

FRIDAY: 3:45 pm to 4:45 pm

ROOM: Fashion Stage

Linda is a master at creating unique gifts for everyone on her own Christmas list so come be inspired to try your own this year. How about an easy namesake quilt for the baby, stuffed toys for the toddler, or matching hats, mitts, scarves., vests and slippers for the entire family ? She's got an amazing apron that's an no brainer, jewellery that will that will delight all ages, instant jackets and shrugs and sew much more. **It's SEW MUCH FUN!!**

Inspiration!

Recycle meets Upcycle!!

SATURDAY: 3:45 pm to 4:45 pm

ROOM: Fashion Stage

Linda is sew passionate about piecing and creating masterpieces from her fabric stash and unused garments. She's invented the best-selling "World's Easiest Shopping Bag " that stuffs into its own pocket, created aprons and sleepers from men's shirts, and made ties into vests, purses, and more. Jeans take on a whole new life....sweaters become amazing stuff, zippers turn into jewellery, plastic bags become designer garments...the list is endless. Join her as she demonstrates these ideas and more! She'll get you creating something from nothing....what is there to lose? Bring your favourite idea to share and be eligible for a great door prize!



Cindy Scraba

Cindy's Threadworks

Cindy is a Superior Threads™ Certified Threadologist and the owner of Cindy's Threadworks online "Thread Candy Shoppe", www.cindysthreadworks.com. She is also a columnist with "The Canadian Quilter" (CQA/ACC) National publication and resides on Vancouver Island where "Thread Matters - A lot!"



It's All About the THREAD!

FRIDAY: 9:15 am to 10:15 am

SATURDAY: 10:30 am to 11:30 am

ROOM: Carnation

It's exciting to discover new and innovative ways to use Thread. Whether you're a traditional or contemporary quilter, a hand stitcher or machine quilter, an appliqué perfectionist, seamstress, embroiderer, serger queen, fiber/quilt artist, or a crafter, THREAD rules. Thread is a compelling design element and the glue in any project ...This lecture will help you make informed decisions when exploring the myriad possibilities on the market.:

- When should you use cotton, polyester or SILK Thread?
- What are the differences between Thread type and sizes?
- Confused about Thread lingo and labels?

Plus, take away tips for making difficult Thread personalities play nicely together.

How-to Master Specialty Threads

FRIDAY: 2:15 pm to 3:15 pm

SATURDAY: 2:15 pm to 3:15 pm

ROOM: Carnation

Are you paranoid at the very thought of sewing with decorative Threads? Usually, we have the best intentions to use glitzy Threads for embellishing. Often this turns into a nightmare due to breakages and poor tension. My 7 natural remedies are guaranteed to cure metallic Thread headaches. This session shares tips on:

- How-to successfully use different threads from your thread collections.
- Choosing compatible bobbin threads for various Thread types.
- When to use your decorative Threads effectively.
- Enjoy a mini-trunk show.

Bring your queries and quirks and
We'll Solve Them!



Lorna Shapiro

Quilter's Dream Fabrics

After retiring from a demanding career that was almost entirely "left brain", every activity she has taken up seems to be of the "right brain" variety. These activities included gardening, djembe drumming, travelling, and quilting. She became so passionate about her quilting, and her fondness for both Asian and Bali batik fabrics, that she started a small business selling a fine selection of those quilting cottons to local quilters.

Quilting has become her consuming passion. She loves the creative process starting with design and fabric selection, right through to the final hand-finishing of the bindings. Lorna started participating in craft fairs in 2009 which give her the opportunity to visit with people who love fabric, design, and individual craftsmanship.



Machine Piecing Tips and Techniques

FRIDAY: 11:45 am to 12:45 pm

SATURDAY: 11:45 am to 12:45 pm

ROOM: Carnation

This lecture is for beginner and intermediate quilters who want to learn the fast and effective techniques that quilters have developed to make piecing a quilt top easier. First we'll learn how to achieve speed and accuracy in both cutting and piecing your quilt top. Then we'll move onto techniques developed to allow you to: make stratas that aren't wonky, make flying geese without cutting triangles, machine piece a continuous braid, calculate the sizes of side and corner setting triangles, cut and sew circles into a quilt top... and other very useful techniques. This interactive session will also allow you to learn from others in the audience, much the way quilters have always shared their knowledge with other quilters!

Lynn Swanson

*Brother International
Canada Ltd.*

Lynn Swanson combines her skills as a corporate trainer and her passion for stitching as an Educator with Brother Canada. Lynn has been developing training, sewing, quilting, and dressmaking all her adult life. 3 years ago Lynn discovered the joys of machine embroidery and has now added that to her list of hobbies.

There has never been a better time to start your own business, or expand your embroidery hobby

FRIDAY: 11:45 am to 12:45 pm

SATURDAY: 2:15 pm to 3:15 pm

ROOM: Violet

Are you considering buying an embroidery machine? Or maybe starting your own business? Congratulations you've take the first steps to controlling your





own destiny. Working for yourself can be rewarding personally and financially! But what steps do you take and how do you begin? Or perhaps you want to expand your machine embroidery capabilities with a multi needle machine. Join Brother Educator Lynn Swanson and Brother Account Manager Vanessa McRae as they review the multi benefits of a multi needle machine for your hobby or solution to starting your own Embroidery Business.

Stitching/Embroidery 101

FRIDAY: 2:15 pm to 3:15 pm

SATURDAY: 11:45 am to 12:45 pm

ROOM: Violet

Multi-directional stitching, Tablets, Laser pens, cameras and scanning for precise placement. What do all these features and terms mean? How do I use these tools to make stitching and embroidery even more fun? Which machine is right for me? Join sewing enthusiast Lynn Swanson as she demonstrates the many new and exciting features of Brother technology and also share with you how these features save set-up and sewing time when stitching and embroidering. Then you can decide which machine is the right one for you!

Arlyce Thompson

Quilters Haven

www.quiltershaveninc.ca

Arlyce is from Moose Jaw, SK and a co-owner of Quilters Haven along with Heather Carruthers. Arlyce learned to quilt in Ontario in the mid-seventies and still loves to learn new quilting techniques and share them with her students and customers. She has been teaching sewing and quilting workshops in Saskatchewan, Manitoba and Alberta for a number of years. She never wanted to be a teacher, but "quilting students are the best to teach". "Sew many quilts and sew little time" is her motto, so she's always looking for quick ways to make great looking quilts.

What If!!!

FRIDAY: 11:45 am to 12:45 pm

ROOM: Lilac

SATURDAY: 3:30 pm to 4:30 pm

ROOM: Gardenia

What if you use a designer's pattern to get your own creative juices flowing. You'll be amazed at some of the unique designs created from patterns. Arlyce has lots of samples showing you the original pattern and then the "What if I do this" result.



Liz Thompson

Janome & Elna

Liz has been actively involved in the sewing industry since 1992 and has a wealth of knowledge & experience with all forms of sewing. She started sewing clothes for her dolls at the age of 9 & later, garments for herself. She has been passionate about all forms of sewing, especially quilting, ever since. Her passion with quilting has resulted in awards, most current being a ribbon won at Quilt Canada in 2012.

Before immigrating to Canada, Liz founded her own sewing school and retail store specializing in Heirloom Sewing and Smocking. For the past 12 years, she has been traveling and teaching across North America and is currently the Janome & Elna Educator for Western Canada. She has also become a keen sewing blogger – having great fun sharing regular blog posts on the Janomelife and elnalife blogs.



Be Inspired to Sew!

FRIDAY: 1:15 pm to 2:15 pm

SATURDAY: 9:30 am to 10:30 am

ROOM: Fashion Stage

Liz Thompson of Janome & Elna Sewing machines will share a bunch of sewing projects & ideas to get your creative juices flowing! Whether you are a quilter or a garment sewer or just like dabbling in small projects, Liz will have something that will tickle your fancy. This is Show & Tell kicked up a few notches.

Exploring the World of Sewing

FRIDAY: 10:30 am to 11:30 am

ROOM: Violet

Are you getting all you can from your sewing machine? There's an ever expanding world of quilting & sewing to be discovered. Liz will take you on a whirlwind tour of techniques that will inspire you to kick up your sewing journey a notch or two! Modern to traditional; beginner to advanced, there's something for everyone in this fast paced overview. Expand the use of your sewing machine & explore new possibilities with stitch features, feet & accessories. Gain new knowledge & pick up useful tips for embroidery, sewing & quilting. Come to be inspired and energized with this exciting itinerary.

Veronica's Sewing Supplies

Veronica Longmuir is a Home Economist and a former Home Economics Teacher. She is the owner of a large 6,600 sq ft. beautiful fabric store called Veronica's Sewing Supplies. The store is loaded with wonderful quilting fabrics and is located on 100 Main Street in Kindersley, SK. Veronica's Sewing Supplies is celebrating its 34th anniversary this year. Veronica's love of teaching, sharing, and enthusiasm, makes her classes great fun!

A Medley of Quilting Ideas

FRIDAY: 10:30 am to 11:30 am

SATURDAY: 1:00 pm to 2:00 pm

ROOM: Carnation

Veronica will take you on a fast paced quilting journey of ideas with at least 6 of her favourites. She will educate and entertain you and you will gain a wealth of information that you can take home and apply to your own quilting.

a spiral effect. Deb Tucker's many rulers are used to form flying geese, LeMoyné Star, etc.



Rulers Rule and Terrific Tools

FRIDAY: 3:30 pm to 4:30 pm

SATURDAY: 9:15 am to 10:15 am

ROOM: Carnation

Veronica will show you how to use rulers & tools, so your finished work will look great and your projects will turn out, using easy methods for the beginner to the seasoned quilter. She is willing to show her tips & ideas to put fun back into quilting.

Pat White

Sew Divine

As the owner of Sew Divine in NE Edmonton Pat, has been able to take her passion for sewing and quilting to new levels including developing numerous in-house patterns and delivering lectures for various quilt guilds. Formally trained in adult learning Pat has taught many courses over the past 15 years and Pat is here this weekend to demonstrate the "Triangle in a Square Rulers".

Carol Wasylik

Extraordinary Extras

Carol is the owner of Extraordinary Extras and has been teaching quilting classes at her store for over 15 years and is not afraid to try new techniques.

Twister Ruler with a Twist & Deb Tucker Rulers

FRIDAY: 9:15 am to 10:15 am

ROOM: Gardenia

SATURDAY: 3:30 pm to 4:30 pm

ROOM: Lilac

Using the Twister Ruler, create many unique quilts, placemats, etc. forming

Fabric Folded Projects

FRIDAY: 1:00 pm to 2:00 pm

ROOM: Violet

SATURDAY: 3:30 pm to 4:30 pm

ROOM: Carnation

Enjoy the distinction of one of the most popular pattern to date the "Fabric Folded Centerpiece". This project looks quilted, but is made up of many layers of fabric that are folded and stitched down to form a centerpiece, candle mats, placemats, Christmas tree skirt or coasters. The layers make it a very good choice for table hot pads and centers. Fabric choices may be organized or scrappy.

SEMINAR SCHEDULE






Friday, September 13, 2013

20

	Lilac	Tulip	Carnation	Violet
9:15 am to 10:15 am	A Dream Sewing Space Debra Justice <i>Labours of Love</i>	Knitty Gritty on Knits Linda MacPhee <i>MacPhee Workshop</i>	It's All About the THREAD Cindy Scraba <i>Cindy's Threadworks</i>	Machine Quilting - Faster & Smarter Barb <i>Secret Workshop / A Quilters's Home</i>
10:30 am to 11:30 am	"Fancy Schmancy" Machine Techniques Debra Justice <i>Labours of Love</i>	Faster & Easier Quilty Projects Carola Russel <i>Carola's Quilt Shop</i>	Medley of Quilting Ideas Veronica Longmuir <i>Veronica's Sewing Supplies</i>	Exploring the World of Sewing Liz Thompson <i>Janome</i>
11:45 am to 12:45 pm	What If! Arlyce Thompson <i>Quilters Haven</i>	The Art Quilter Carola Russel <i>Carola's Quilt Shop</i>	Machine Piecing Tips and Techniques Lorna Shapiro <i>Quilter's Dream Fabrics</i>	There has never been a better time to start your own business... Lynn Swanson
1:00 pm to 2:00 pm	Learn to Sew with Your Feet Debra Justice <i>Labours of Love</i>	Tis the Autumn Season Jeanne Large & Shelley Wicks <i>The Quilt Patch</i>	Long Arm Quilting - Tools, Toys & Tips Barb <i>Secret Workshop / A Quilters's Home</i>	Fabric Folded Projects Pat White <i>Sew Divine</i>
2:15 pm to 3:15 pm	Ruffles Everywhere: Learn to Use a Ruffler Debra Justice <i>Labours of Love</i>	Free Motion Quilter Carola Russel <i>Carola's Quilt Shop</i>	"How to Master Specialty Threads" Cindy Scraba <i>Cindy's Threadworks</i>	Stitching/ Embroidery 101 Lynn Swanson <i>Brother International Canada Ltd.</i>
3:30 pm to 4:30 pm	Weaving in the Round - Make a Trivet <i>Edmonton's Weavers' Guild</i>	Slim Your Fat Quarters Jeanne Large & Shelley Wicks <i>The Quilt Patch</i>	Rulers Rule and Terrific Tools Veronica Longmuir <i>Veronica's Sewing Supplies</i>	Paverpol Bird Sylvie Fergusson 3:30 - 6:00 pm





Gardenia	Rose
Twister Ruler with a Twist & Deb Tucker Rulers Carol Wasilyk <i>Extraordinary Extras</i>	Designer Tips for Couture Results Ron Collins 9:00 - 12:00 pm  
Every Which Way But Loose! Jeanne Large & Shelley Wicks <i>The Quilt Patch</i>	
Tips on Totes Lori Bosecke <i>Lori's Country Cottage</i>	
Spot on Quilting Accuracy with Lori! Lori Bosecke <i>Lori's Country Cottage</i>	Secrets from the Sewing Industry Kathryn Brown 
Emellish Everything! Linda MacPhee <i>MacPhee Workshop</i>	Behind the Seams with Interfacing and Underlining Ron Collins 
	How Do I Know What Patterns and Clothes to Choose? Kathryn Brown 3:30 - 5:00 pm 

Fashion Show Stage

10:45 am to 11:45 am	Why Sewing Patterns and Cloths Don't Fit Your Body Anymore! Kathryn Brown
12:00 pm to 1:00 pm	Linda MacPhee's Fashion Show 2013! Linda MacPhee <i>MacPhee Workshop</i>
1:15 pm to 2:15 pm	Be Inspired to Sew! Liz Thompson <i>Janome</i>
3:45 pm to 4:45 pm	Great Christmas Gift Ideas Linda MacPhee <i>MacPhee Workshop</i>

Free with Your Admission.



SEMINAR SCHEDULE


Saturday, September 14, 2013

22

	Lilac	Tulip	Carnation	Violet
9:15 am to 10:15 am	Learn to Sew with Your Feet Debra Justice <i>Labours of Love</i>	Every Which Way But Loose! Jeanne Large & Shelley Wicks <i>The Quilt Patch</i>	Rulers Rule and Terrific Tools Veronica Longmuir <i>Veronica's Sewing Supplies</i>	Paverpol Bird Sylvie Fergusson 9:00 - 11:30 am
10:30 am to 11:30 am	A Dream Sewing Space Debra Justice <i>Labours of Love</i>	Faster & Easier Quilty Projects Carola Russel <i>Carola's Quilt Shop</i>	It's All About the THREAD Cindy Scraba <i>Cindy's Threadworks</i>	
11:45 am to 12:45 pm	Backgrounds, Borders and Beyond! Barb <i>Secret Workshop / A Quilters's Home</i>	Free Motion Quilter Carola Russel <i>Carola's Quilt Shop</i>	Machine Piecing Tips and Techniques Lorna Shapiro <i>Quilter's Dream Fabrics</i>	Stitching/ Embroidery 101 Lynn Swanson <i>Brother International Canada Ltd.</i>
1:00 pm to 2:00 pm	Ruffles Everywhere: Learn to Use a Ruffler Debra Justice <i>Labours of Love</i>	Slim Your Fat Quarters Jeanne Large & Shelley Wicks <i>The Quilt Patch</i>	Medley of Quilting Ideas Veronica Longmuir <i>Veronic's Sewing Supplies</i>	
2:15 pm to 3:15 pm	"Fancy Schmancy" Machine Techniques Debra Justice <i>Labours of Love</i>	The Art Quilter Carola Russel <i>Carola's Quilt Shop</i>	"How to Master Specialty Threads" Cindy Scraba <i>Cindy's Threadworks</i>	There has never been a better time to start your own business... Lynn Swanson
3:30 pm to 4:30 pm	Twister Ruler with a Twist & Deb Tucker Rulers Carol Wasilyk <i>Extraordinary Extras</i>	Tis the Autumn Season Jeanne Large & Shelley Wicks <i>The Quilt Patch</i>	Fabric Folded Projects Pat White <i>Sew Divine</i>	





Gardenia	Rose
Machine Quilting - Faster & Smarter Barb <i>Secret Workshop / A Quilters's Home</i>	Designer Tips for Couture Results Ron Collins 9:00 - 12:00 pm  \$
Spot on Quilting Accuracy with Lori! Lori Bosecke <i>Lori's Country Cottage</i>	
Tips on Totes Lori Bosecke <i>Lori's Country Cottage</i>	How Do I Know What Patterns and Clothes to Choose? Kathryn Brown 1:00 - 2:30 pm \$
Long Arm Quilting - Tools, Toys & Tips Barb <i>Secret Workshop / A Quilters's Home</i>	Ron and All His Shirts Ron Collins 2:30-3:30 pm \$
What If! Arlyce Thompson	Secrets from the Sewing Industry Kathryn Brown \$

Fashion Show Stage

9:30 am to 10:30 am	Be Inspired to Sew! Liz Thompson <i>Janome</i>
10:45 am to 11:45 am	Why Sewing Patterns and Cloths Don't Fit Your Body Anymore! Kathryn Brown
1:15 pm to 2:15 pm	Linda MacPhee's Fashion Show 2013! Linda MacPhee <i>MacPhee Workshop</i>
3:45 pm to 4:45 pm	Recycle Meets Upcycle! Linda MacPhee <i>MacPhee Workshop</i>

Free with Your Admission.



The Notions Commotions Experience!

**Great experiences start and end with a fabulous notion!
Come and experience the newest, most innovative and the best notions
products now available to enhance your passion!**

Free demonstration area to test drive the latest and greatest invitations in sewing, quilting and crafting Ideas! Join Cathy McClean, Canadian National Sewing Product Specialist for hourly demonstrations. Product Specialist for hourly demonstrations.

Cathy McClean

Sewing Product Specialist

Cathy has been a sewing enthusiast for 40 years and a sewing educator for the past 25 years. As the owner of a successful sewing machine store in Edmonton Cathy was constantly delivering classes that wowed her students. Her enthusiasm for educating lead her to guest appearances as; a guest instructor at the University of Alberta, a seminar instructor at sewing shows in Vancouver, Toronto, Edmonton and Calgary, an appearance at an international sewing machine convention, and guest appearances on Edmonton television. Cathy's enthusiasm and fun filled classes demonstrate her love of sewing. Cathy is currently a sewing product specialist for a major notion company, qualified as a certified Sulky educator and an all-round Notions Specialist!



METAL DESIGNZ

Metal Designz is excited to share their jewellery making expertise with the customers at the Creative Stitches show by offering a free make and take lesson in their booth. Please join them at their booth and make yourself a simple yet elegant pair of earrings - **For FREE!** Chainmail is an ancient craft ... anyone can do it!

One Ring at a Time!!

N. Jefferson will be on the show floor presenting free demos showcasing some of the new and trendy up and coming products.

A DEFINITE MUST SEE!!

ENTER TO WIN!

Be sure to enter one of our draws for your chance to win one of the fabulous door prizes throughout the show!

CanNorth Shows is proud to be working with and supporting the Quilts of Valour – Canada.

Quilts of Valour are quilts made by quilters across the country for injured military personnel on their return to Canada and to our veterans. Thanks to the efforts of quilters, 3000 quilts have been delivered to our injured service members and to veterans.



Enter your quilt in the Quilts of Valour – Canada Challenge for your chance to win!!



A Special Thank you to some of our Prize Sponsors:

Extraordinary Extras

The Quilt Patch

Wonderfil Specialty Threads

Steam Trunk Craft Works

Veronica's Sewing Supplies

REGISTER IN ADVANCE:

Save \$\$\$ and buy your tickets in advance

26

Online: www.CreativeStitchesshow.com

Phone Toll Free: 1-855-723-1156

Fax Toll Free: 1-855-361-2526 (Visa / MasterCard signature required)

Email: info@cannorthshows.com

Mail: Completed registration form and payment to:
Creative Stitches and Crafting Alive
#218, 7710 5th St. SE, Calgary, AB T2H 2L9



IMPORTANT INFORMATION:

- All tickets are non-refundable. We are not responsible for lost, forgotten or unused tickets.
- Advance Phone/Fax/Mail ticket requests will be confirmed by phone and held for pick up at the show.
- Purchase tickets online, by phone, mail or fax or in person at the show
- No Drop-offs.
- Doors to the exhibit hall do not open till 9 am.
- The Creative Stitches & Crafting Alive Show reserves the right to substitute an instructor if necessary.
- Please turn off cell phones when participating in the seminars.
- Food facilities will be available on site.
- There will be no coat check services available at this venue, please make alternate arrangements.

SEMINAR REGISTRATION FORM

Edmonton - Sept 13 & 14, 2013

27

NAME: _____

ADDRESS: _____

CITY: _____

PROV: _____

POSTAL: _____

PHONE: _____

EMAIL: _____

Advance Admission Pricing:

Advance

at the Door

2 Day Adult Pass:	\$15.00	\$18.00	<input type="checkbox"/>
1 Day Adult Pass:	\$10.00	\$12.00	<input type="checkbox"/>
2 Day Senior/Student Pass:	\$12.00	\$15.00	<input type="checkbox"/>
1 Day Senior/Student Pass:	\$8.00	\$10.00	<input type="checkbox"/>
Children 6yrs - 12yrs: (6 and under no charge)	\$2.00	\$2.00	<input type="checkbox"/>

Featured Classes:

Friday, September 13

- | | | |
|---|--------------|---------|
| <input type="checkbox"/> Designer Tips for Couture Results (3 hours hand on)
<i>Kit Fee \$5. limited to 20 people, sewing machine required</i> | 9-12 pm | \$50.00 |
| <input type="checkbox"/> Secrets From the Sewing Industry (1 hour lecture) | 1-2 pm | \$18.00 |
| <input type="checkbox"/> Behind the Seams with Interfacings and Underlining
(1 hour lecture) | 2:15-3:15 pm | \$18.00 |
| <input type="checkbox"/> How Do I Know What Patterns and Clothes to Choose?
(90 min lecture) | 3:30-5:00 pm | \$18.00 |

Saturday, September 14

- | | | |
|---|--------------|---------|
| <input type="checkbox"/> Designer Finishes (3 hours hands on)
<i>Kit Fee \$12. limited to 20 people, sewing machine required</i> | 9-12 pm | \$50.00 |
| <input type="checkbox"/> How Do I Know What Patterns and Clothes to Choose?
(90 min lecture) | 1-2:30 pm | \$18.00 |
| <input type="checkbox"/> Ron and All His Shirts (1 hour lecture) | 2:30-3:30 pm | \$18.00 |
| <input type="checkbox"/> Secrets from the Sewing Industry (1 hour lecture) | 3:45-4:45 pm | \$18.00 |

Payment Method

Kit fees are payable to instructor on day of seminar

VISA ☐

MASTERCARD ☐

CHEQUE ☐


make cheques payable to CanNorth Shows Inc.

CARD NUMBER: _____ EXP. _____

SIGNATURE: _____

FOR MORE INFORMATION PLEASE CONTACT CANNORTH SHOWS INC. AT
INFO@CANNORTHSHOWS.COM OR TOLL FREE AT 1-855-723-1156

A NEEDLE PULLING THREAD



Explore & Learn
New Design
Techniques



the **premier**
needle arts magazine

Travelling?
Find a shop!

Share your experience?
Rate a shop!



your online resource for
everything needlework

1 click away
shop listings
shop reviews
FREE patterns
NEW products
event listings
blogs
& more!

the
needlework
pages

www.TheNeedleworkPages.com

www.ANPTmag.com

Thank you for attending the Edmonton Creative Stitches & Crafting Alive!! Shows

Come be a part of our next shows in:

Calgary

Sept 27 & 28, 2013

at the BMO Centre

1410 Olympic Way, Calgary, AB

Abbotsford

Mar 28 & 29, 2014

at the Tradex Building

1190 Cornell Street, Abbotsford, BC

We give you four easy ways to register:

- Online: www.CreativeStitchesShow.com
- By Fax: 1-855-361-2526
- By Phone: call us toll free at 1-855-723-1156
- By Mail: fill out the order form and mail it to us.

For more information, please visit
www.CreativeStitchesShow.com

The Great Canadian Scrapbook Carnival



CANADIAN SCRAPBOOKER™ Canada's Paper Crafting Magazine

SPONSORS

A big THANK YOU to our Platinum & Gold Sponsors!
We simply could not create this event without their support!

PLATINUM

FISKARS®



WESTCOTT®
The World's Favorite Scissors™



KAISERCRAFT

Heartfelt Creations™
STAMP. CUT. CREATE.



Scrapbook **Adhesives™**
by BIC



GOLD



TECHNIQUE-DRIVEN CLASSES TAUGHT BY:



Cathie Allan

You've seen her techniques in Canadian Scrapbooker Magazine and Scrap & Stamp Arts over the past 14 years. Here's your chance to get up-close-and-personal in these 'technique rich' classes which will change the way you look at your collection of rubberstamps. Come play, giggle and—oh yes!—be prepared to get inky!

Learn more about Cathie by visiting her blog:
www.canadianscrapbooker.ca/cathie



Kelly Klapstein

"Paper and paste are good for the soul" is Kelly's crafting motto. Ever since she was a child, Kelly has created scrapbooks and paper crafts. She loves being part of the Canadian Scrapbooker team, as a contributing writer, and she enjoys designing and teaching at local scrapbook stores as well as at special events. Kelly's witty sense of humour along with her eclectic style is sure to fill your class with laughter as your creative process is set into motion.

To learn more about Kelly, check out her blog:
www.kellycreates.blogspot.ca



Karen Ellis

Karen describes herself as one of "those people" who is a lifetime crafter, who has dabbled in everything from knitting/crochet, metal art, and jewelry making to encaustic. She began scrapbooking in 1995 and then immersed herself into mixed-media in 2005. Her love for texture and to play elbow deep in paint or mediums is evident as she experiments with all things artsy. Karen is a contributing writer for Canadian Scrapbooker Magazine, has had her stencil designs distributed by The Crafter's Workshop, and also has a fun polymer stamp line with a Canadian company, myStamp BOX! Most of Karen's projects are media based. As she plays in her happy place, you will find her working on her Visual Journal, then a canvas, and don't think for a minute she wouldn't create a wearable or sew something unique into a bag or other accessory.

Want to learn more about Karen? Watch her live on USTREAM on Friday evenings:
www.ustream.tv/channel/the-art-house-studio,
or visit her blog: www.thearthousestudio.ca/#home.

EDMONTON'S GREAT CANADIAN SCRAPBOOK CARNIVAL CLASSES

Friday, September 13th

Visit www.canadianscrapbooker.ca
or call 403-809-4888 to register for these classes

Be "Leafing" in Happy Thoughts!

Instructor: Cathie Allan

Time: 9:30am – 12:30pm (3 hours)

Fee: \$45.00

Techniques, techniques and more techniques combine to create one of Cathie's favorite projects since she began stamping. You will simply begin with white "Superstock" cardstock and create a project from start to finish using — wait for it — rubberstamps, dies & ink. There is absolutely no pre-printed paper or embellishments in this project, you will be the manufacturer of these. "This" is why Cathie loves to stamp. This "not so mini", mini album / card / gift for a very special loved one, will be the end result of us using stamps and dies in unique and explorative ways. This project features one of Cathie's newest techniques, "Pigment Resist", that you are going to love! Be prepared to get "very inky" indeed.



"Double the Fun" Layout Class

Instructor: Kelly Klapstein

Time: 1:00pm – 3:00pm (2 hours)

Fee: \$30.00

Whether you create double page or single page layouts, this class is for you! Based on Kelly's popular article in Canadian Scrapbooker magazine "Double the Fun," learn how to use a sketch to maximize its design potential. Using newly released Fancy Pants Designs collections, you will create either 3 double layouts or 6 single pages or, if you wish, a combination of both! No matter how you do the math, you will have a good time designing layouts and learning some really cool techniques!



Plastered Luminescence

Instructor: Karen Ellis

Time: 3:30pm – 6:00pm (2.5 hours)

Fee: \$45.00

This project is created on a MDF Canvas Panel that has been plastered, etched and painted with — can you guess? — Luminarte's Silks Acrylic Glaze! You will LOVE how these colours POP and look like metal when painted over a dark surface and varnished for protection. You will LOVE how these paints layer, build dimension and shine.



EDMONTON'S GREAT CANADIAN SCRAPBOOK CARNIVAL CLASSES

Saturday, September 14th

Visit
www.canadianscrapbooker.ca
to register

Visit www.canadianscrapbooker.ca
or call 403-809-4888 to register for these classes

Santa, Please Bring Me a "Joseph Coat" For Christmas!

Instructor: Cathie Allan

Time: 9:30am – 12:30pm (3 hours)

Fee: \$45.00

For this class, you will begin with white "Superstock" cardstock and explore Cathie's most recent variation of "Joseph Coat." This technique has been around for years but we are going to take it "way past" its origins. In the process of exploring this beautiful technique we are going to create a "mini book or we can even call it an unbelievable Christmas card" gift for your very lucky recipient. Full of tags and hidden pocket ideas, it truly is going to be a "very inky experience". Remember, you are the creator of everything in this project. Not one element is a pre-printed piece of paper or bought embellishment! You will create everything from stamps and dies.



Make Your Mark – Monoprinted Card Sets using Gelli Plates

Instructor: Karen Ellis

Time: 1:00pm – 2:30pm (1.5 hours)

Fee: \$35.00

Create gorgeous monoprinted backgrounds for some pretty fabulous greeting cards. Karen will introduce you to the wonderful world of Gelli Printing where you will make colourful backgrounds to use instead of patterned paper on some stamped cards. You'll be using stencils and a variety of items you'll find around your home. Come have some fun experimenting with colour and texture and make some one-of-a-kind cards.



Painting with Stencils and Masks

Instructor: Karen Ellis

Time: 3:00pm – 5:00pm (2 hours)

Fee: \$45.00

This is a beginners look into creating beautiful textural canvases with no painting skills required — just stencils — lots and lots of stencils... and masks too! We can't forget them! You'll learn about colour mixing, complimentary colours and creating that elusive "pop". Best part: all the techniques you'll learn in this class can be used to accent your paper crafts, create fun journal pages and even help you gain confidence to create bigger and bolder pieces on canvas.



The Great Canadian *Scrapbook Carnival*

BROUGHT TO YOU BY



Come join us at the 6th annual Great Canadian Scrapbook Carnival –
a paper crafting show within the Creative Stitches and Crafting Alive Show!

SEPTEMBER 13 & 14, 2013

MILLENNIUM PLACE, SHERWOOD PARK

- Marketplace open to all
- 2-Day Crop Packages
- Make & Takes galore
- On-site layout contest open to all
- Exceptional classes
- Fun & inspirational

Visit www.canadianscrapbooker.ca
for more information or to register for Crop and/or Classes.
Pre-registration is required for the crop.
Crop and Class registration begins at 9am on August 1st