



CREATIVE  
**STITCHES**  
& **CRAFTING**  
A ♦ L ♦ I ♦ V ♦ E



**Edmonton**

at Millenium Place

**September**

**12 & 13, 2014**

Friday 9am to 6pm Saturday 9am to 5pm

**Purchase tickets in  
advance and save \$\$**

For more information, please visit

**[www.CreativeStitchesShow.com](http://www.CreativeStitchesShow.com)**

or call 1-855-723-1156



CanNorthShows

CanNorth Shows Inc. is extremely excited to bring you the 2014 Creative Stitches & Crafting Alive!! ... Shows!!

We would like to take this opportunity to Thank You for your support and we are looking forward to some of the best shows yet!!

Whether you are looking to shop for those hard to find items or wanting to increase your knowledge in taking one of the more than 70 classes offered during the show, this is the show for you!!

Visit us at [www.creativestitchesshow.com](http://www.creativestitchesshow.com)



**Hotel Info**

**Holiday Inn**

11 Portage Lane, Sherwood Park, AB  
connected to Millenium Place  
\$139 per night + taxes  
**780-464-4900**

[www.holidayinn.com](http://www.holidayinn.com)



**Holiday Inn**

**Travelodge Edmonton East**

3414 118th Ave, Edmonton, AB  
10 minutes from Millenium Place  
\$99 per night + taxes  
**1-800-578-7878**

[www.travelodge.com](http://www.travelodge.com)



**Table of Contents**

Free Demos and Features	3 - 4
Bio's & Seminars	5 - 21
Schedule	22 - 25
Next Shows	26
Seminar Registration Form	26 - 27
Great Canadian Scrapbook	28 - 32



**NEW**

**Yarn Tasting!** Hot spot for knitters and crocheters! Take a break from shopping and sample new yummy yarns from Red Heart, Schachenmayr, James C. Brett and Rowan!

[www.redheart.com](http://www.redheart.com) | [schachenmayr.com](http://schachenmayr.com) | [jamescbrett.com](http://jamescbrett.com) | [knitrowan.com](http://knitrowan.com)



**The Notions  
Commotions Experience!**

**Great experiences start and end with a fabulous notion! Come and experience the newest, most innovative and the best notions products now available to enhance your passion!**

SEWING PRODUCT SPECIALIST

Cathy McClean



- Notions specialist
- Certified Sulky® Educator
- Cathy has been a sewing enthusiast for 40 years and a Sewing Educator for the past 25 years
- Cathy's enthusiasm and fun-filled classes demonstrate her love of sewing

Free demonstration area to test drive the latest and greatest invitations in sewing, quilting and crafting Ideas! Join Cathy McClean, Canadian National Sewing Product Specialist for hourly demonstrations.

**METAL DESIGNZ**

Pop by our booth and join us for a free lesson in basic chainmail jewellery making. We will show you how to correctly open and close jump rings, and teach about tools, and jewellery cleaning techniques!

*One Ring at a Time!!*



**N. Jefferson** will be on the show floor presenting free demos showcasing some of the new and trendy up and coming products.

**A DEFINITE MUST SEE!!**

## Days for Girls

*“Every Girl · Everywhere · Period!”*

Did you know that in many countries around the world young women do not have access to healthy solutions to feminine hygiene products? This IS changing because of DAYS FOR GIRLS. Join us to and learn how to sew kit components, and do your bit to be part of this amazing solution. Visit [www.daysforgirls.org](http://www.daysforgirls.org)



Quilts of Valour are quilts made by quilters across the country for injured military personnel on their return to Canada and to our veterans. Thanks to the efforts of quilters, 3000 quilts have been delivered to our injured service members and to veterans.



Enter your quilt in the Quilts of Valour – Canada Challenge for your chance to win!!

## Banners of Hope

Each year Canada Sews launches a new project to encourage more Canadians to sew. This year's initiative, Banners of Hope, are small fabric based banners featuring inspirational messages for display in hospitals, shelters and charity locations to greet the public in times of personal challenge. Meet the Canada Sews team, see Banners of Hope sample projects and get inspired to create a banner that sends your own personal message of hope.

You are invited to join in this exciting, worthwhile project with a hands-on construction zone at Canada Sews in Edmonton. See more about this project at [www.CraftandHobby.org/canada](http://www.CraftandHobby.org/canada)



## Barb Barone

*River City Knits*

*Barb Barone learned to knit as an adult from her mother-in-law. “Mama Barone” taught Barb the basics of knitting and how it can be an outlet for relaxation. Barb took her newfound skill and business talents and opened River City Yarns’ first store in 2003. Since then, Barb has become the creative genius behind River City Yarns’ big social events such as Wool, Wine and Wheels and Stix and the City. If you need one-on-one help with your yarn purchase or a tutorial, Barb has a very special talent for picking just the right thing and the patience to teach you how to put it together. Barb has become an accomplished knitter and crocheter and continues to take classes to develop her fiber arts expertise.*

### Knitting 101

**– Knitting is Hot!**

**FRIDAY: 9:15 am - 10:15 am**

**ROOM: Tulip**

**SATURDAY: 11:45 am - 12:45 pm**

**ROOM: Carnation**

**MATERIAL FEE: \$10**

Learn how to make a warm winter cowl in this fast and fun workshop! In this 1 hour workshop, you will learn the basics of knitting including the cast on and the knit stitch, how to read a basic pattern and seaming techniques, while making a warm and cosy cowl.

## Beginner Crochet

**FRIDAY: 3:30 pm - 4:30 pm**

**ROOM: Carnation**

**SATURDAY: 2:15 pm - 3:15 pm**

**ROOM: Rose**

**MATERIAL FEE: \$10**

Crochet a pair of fingerless gloves in this fast and fun workshop! In this 1 hour workshop, you will learn the basics of crochet, including how to hold a crochet hook and the yarn, how to make a slip knot and foundation chain and how to do single crochet, to make a pair of fingerless gloves. Materials are included – all you need is a keen desire to learn how to crochet!



*We include everything you need –  
Just bring your Enthusiasm!!*

**Kathryn Brown**

*As a sewer who has had needle and thread in hand since age seven, Kathryn loves both to learn and to teach. Specializing in "grown up" women, Kathryn specializes in teaching FIT for all aspects of clothing. Her latest study was fitting and techniques for knit fabrics. Any woman who likes to sew will admit that fitting a pattern is her most challenging part of the project. As a Certified Sewing Instructor for Palmer/Pletsch McCall's patterns, Kathryn loves to educate and entertain students who keep asking for more classes and more time.*



*Love It!!*

**How To Make the Clothes You Own Fit Better and Look Better!**


**FRIDAY: 9:30 am - 10:30 am**  
**SATURDAY: 9:30 am - 10:30 am**  
**ROOM: Fashion Stage**

The average woman wears 20% of the clothes she owns 80% of the time. You're invited to listen to Kathryn give you tips on how to update items in your wardrobe. Solutions are usually simple but often we need to hear some new ideas and learn about a few new products that will make the job much easier! This is a great class so invite your non-sewer friends along!

**Pants For Real Bodies**

**FRIDAY: 10:45 am - 11:45 am**  
**ROOM: Violet**  
**SATURDAY: 3:30 pm - 4:30 pm**  
**ROOM: Gardenia**  
**COURSE FEE: \$25**

As hard as it is to purchase a pair of pants that fit, many sewers are hesitant to tackle the job of fitting a pants sewing pattern. Tissue fitting means you get to try the pattern on first! You'll watch the simple steps of adjusting a pattern on a class participant as Kathryn calms your fears and helps build your confidence. Baggy seats, gaping waists and fluffy thighs are welcome in this class!



**Dressing The Grown Up Body**

**FRIDAY: 11:45 am - 12:45 pm**  
**ROOM: Violet**  
**SATURDAY: 1:00 pm - 2:00 pm**  
**ROOM: Gardenia**  
**COURSE FEE: \$25**

You'll love spending an hour with Kathryn talking about the grown up body that is much more of a challenge to dress than it used to be. Comfort is important but we want to look smart too! From underwear to outerwear, scarves to eyeglasses, you'll delight in being part of a lecture for real women. Models are 6 feet tall and wear size 0 but the average woman is 5'4" and weighs 148 pounds. Reality prevails in this class!



**New Tools and Tips for Sewing**

**FRIDAY: 4:45 pm - 5:45 pm**  
**ROOM: Rose**  
**SATURDAY: 10:30 am - 11:30 am**  
**ROOM: Gardenia**  
**COURSE FEE: \$25**

This is a wonderful hour to learn about new notions and supplies for making your sewing easier and better! Kathryn will spend part of the class teaching how to use the French Curve ruler, the most important ruler in the sewing room. This is a great class for all levels of experience.

**Ron Collins**

*Designer, speaker and teacher, Ron is Canada's best known sewing personality. He has inspired audiences with appearances on HGTV, Sew Perfect, Life Network, CTV, Eyes on Toronto, and featured in Vogue magazine. Ron and Sandra Betzina from Power Sewing together have produced twelve DVD's, along with an on-line TV show that debuted in January 2009 with over 130 shows that have been aired with great reviews.*



**Perfecting Buttonholes**

(3 hours hands on)  
**FRIDAY: 9:15 am - 12:15 pm**  
**ROOM: Rose**  
**COURSE FEE: \$60**

**SEWING MACHINE REQUIRED**  
 So, your funky-looking button holes are ruining your constructed garments!!! See what makes a successful button hole on your sewing machine, using the proper thread, needle sizes and needles types, stabilizer and seam sealant. Learn how to do a corded buttonhole for bulky fabrics, great for a larger button that will stretch out your buttonhole over time. Bound buttonholes; if you ever did these buttonholes and did not like the finished results, Ron will show how he used a combination of bound and machine button holes which will beat anything in ready to wear. You will love the creative look of an in-seam button hole which can be added horizontally or vertically to a man or woman's shirt. No need to fear buttonholes any longer.

# Inspiration!

## Creative Pant Construction Techniques

(3 hours hand on)

**FRIDAY: 9:15 am - 12:15 pm**


**ROOM: Rose**

**COURSE FEE: \$60**

**KIT FEE: \$10**

*SEWING MACHINE REQUIRED*

Learn how to sew a hidden stay front for pants to prevent the tummy from pulling open the pockets or pleats to create a smooth, clean silhouette, giving the appearance of a flatter stomach. Also add a fly front zipper into your sample as well; this fly front technique is the world's best, as it moves the zipper further into the garment and prevents the zipper being exposed at the center front of the pants or jeans. See a "petersham" bulk free waist facing that will lie flat and is moulded to the shape of your body, with no interfacing needed in the facing. Plus other underlining and lining secrets to prevent pants from creasing. See how to line knit pants for an excellent technique, as the lining is anchored to the pants at the waist and crotch to give you a invisible hem.



## Pattern Alterations and Choosing the Correct Size for the Right Fit

(3 hours hand on)

**SATURDAY: 9:15 am - 12:15 pm**

**ROOM: Rose**

**COURSE FEE: \$60**

**KIT FEE: \$10**

In this hands-on workshop you will learn how to identify the fitting problems and how to solve them. Ron will show how to correct fitting problems regarding sloping and square shoulders, large bust, high and low bust, removal of a bust dart, broad and round upper back, sway back or down-sloping back waistline, large upper arm, tight armholes, flat seat and many more. Every student will have an alteration package to take home with them showing all the alterations that they have done. Ron will give you the inside answer on what pattern companies run larger and which ones tend to run true to measurements. He will also explain how much wearing ease you need in all garments from close fitting, fitted, semi fitted, loose fitted and very loose fitted. Take the guess work out of trying to choose what size garment by finding the "finished garment measurements" and not using the sizes on the back of the pattern envelope. See the difference in sizing charts in major pattern companies and how to choose the right size for you and how to avoid disappointment in fitting.

## Taming Knits

**SATURDAY: 1:00 pm - 2:00 pm**

**ROOM: Rose**

**COURSE FEE: \$25**

The fabric of choice for most people. Single, double, lycra and sweater knits, comfortable to wear, great for traveling, a staple in your wardrobe and you don't have to iron them. Learn what there is to know about this great fabric from layout of the fabric, marking, cutting, interfacing, correct needle sizes and type to use, seam hem finishes, closure and more. Know what to look for when shopping for knits and see how to stabilize neck lines, shoulder seam and armholes. Learn how much easement you need for wearing ease and choosing the right pattern for the garment. Need pattern adjustments for a better fit? Learn how to change your pattern for a larger arm, slopping shoulders, high or low bust.

## Behind The Seams With Interfacings and Underlining


**SATURDAY: 3:30 pm - 4:30 pm**

**ROOM: Rose**

**COURSE FEE: \$25**

Ron will reveal it all when it comes to interfacing, lining and underlining in his garments. Have you ever found a fabric you loved, but it was too lightweight or drapey for the garment you wanted to sew? Do you have a love/hate relationship with linen because it's great to work with, but always creased when you wear it? Ron will show how to solve these problems with underlinings and how to stabilize other loosely woven fabrics

and strengthen delicate ones, using lining and interfacing. Sew in, fusible, non-woven, woven, weft, knit, and hair canvas. Everyone has been overwhelmed with all the different types and weights of interfacings on the market at one time or another. In this class find out which ones are right for your garment. Problems with puckering interfacing? Discover which manufacturers have preshrunk their interfacing and which ones have not.



## Edmonton Weavers' Guild

### Woven Snowflake

**FRIDAY: 3:30 pm - 4:30 pm**

**ROOM: Lilac**

**SATURDAY: 2:15 pm - 3:15 pm**

**ROOM: Violet**

Using patterned fancy paper, we will weave a snowflake to decorate your home or Christmas tree. These snowflakes are known as Finnish Stars or Finnish Snowflakes, and are about 6 to 8 inches in diameter. The method is easy and fun and all materials are supplied.


**Sylvie Fergusson**

*Sylvie Fergusson is the principle artist and certified instructor for Sunflower Studios. Her most recent passion has been sculpting using Paverpol, a non-toxic, waterbased textile hardener. Sylvie has created numerous statues as well as applied the technique to create mixed-media canvas art. She offers workshops in the Edmonton area as well as in various locations throughout Alberta and Saskatchewan.*



**Debra Justice**

*Labours of Love  
www.laboursoflove.com  
Debra Justice is an internationally known keynote speaker, video celebrity, author, freelance writer for Sew News Magazine and Proprietress of Labours of Love Heirloom Sewing Supplies an online sewing boutique. Debra's informative, inspiring, to the point, seminars have made her a favorite speaker and respected sewing expert internationally.*



**Mini Owl with Paverpol**

**FRIDAY: 3:30 pm - 5:30 pm**  
**SATURDAY: 9:15 am - 11:15 am**  
**ROOM: Violet**  
**COURSE FEE: \$10**  
**KIT FEE: \$17**

Create an indoor / outdoor mini owl using various Paverpol products and creating texture using paper towel!

**Twelve Skills to Master**

**FRIDAY: 9:15 am - 10:15 am**  
**ROOM: Lilac**

Discover, learn and perfect the top twelve techniques that you will use time and time again. See things you need to know like how to balance your stitch and tension and how to choose the correct needle and thread. Learn the staples like the French seam, rolled hem and quick perfect installation of a zipper. Make and apply bias tape, hem jeans, make a ruffle and one thread darts. Learn the buttonhole basics, perfect topstitching, and the invisible scarf edge. Bonus: Learn to use the wing needle. Perfect the techniques you'll use time and time again that will be the foundation of your sewing.

**Learn to Sew With Your Feet**

**FRIDAY: 10:30 am - 11:30 am**  
**SATURDAY: 1:00 pm - 2:00 pm**  
**ROOM: Lilac**

Debra's Footwork column from Sew News magazine comes to life in the classroom in Alberta. She will show a wide variety of presser feet: the standard use and then clever additional uses for each. Learn how to use the feet you already own to the max, and identify the ones worthy of purchase. See the blind hem, braiding, pintuck, darning, bias binder, invisible zipper, daisy foot and get solutions for difficult fabrics with the roller, Teflon®, walking foot and more! Learn to attach pearls and beads, stipple, fix damaged lace and see the button foot attach a variety of buttons, closures and embellishments. Bonus: Step back in time with Debra's vintage feet "show and tell."

cutting tables, pressing area, storage, books, notions and the all-important "stash". Learn to rearrange and improve what you have or design from scratch. Lots of ideas and examples on how to organize all things sewing related, plus Debra's favorite tools of the trade, old and new "tried and true!" From pins and scissors to rippers and rulers and everything in between. Learn lots, get inspired and sew better!



**Revamp Your Sewing Space**

**FRIDAY: 1:00 pm - 2:00 pm**  
**ROOM: Lilac**

Want to sew efficiently and get organized? See a variety of sewing rooms large and small to get ideas on what works for the layout: machines,

**S-t-r-e-t-c-h Yourself, Sewing Knits**

**FRIDAY: 2:15 pm - 3:15 pm**  
**ROOM: Lilac**

Discover trouble-free techniques that make sewing with knits easy, whether starting from scratch or hemming/altering ready to wear. Learn about choosing a knit, machine settings, needles, feet, suitable patterns, cutting and troubleshooting to eliminate pesky puckers, skipped stitches, shifting, waffling, curling and snapped threads. Learn to apply perfect ribbing and self-fabric, how to gather and finish knits with fancy edges, hem them and how to make a pattern from your favorite 'go-to' tee. Step-by-step inspiration!

*Learn & Discover*

# Ruffles Are In!



## Fabulous Ruffles, 10 Ways

**SATURDAY: 9:15 am - 10:15 am**

**ROOM: Lilac**

Learn to make and apply ruffles quickly and easily by machine. Directions for ten different ways to make ruffles from cotton to chiffon, knits to lace and ribbons using techniques for ruffling, ruching, shirring, puffing, pleating, bias circle ruffles and more. Learn to estimate the yardage, finish raw edges, use the "magic needle" and attach ruffles freestyle or ruffle and attach in one step. A variety of feet will be used including the old fashioned Ruffler attachment. See how to install, and use this foot with ease; you'll be amazed when you see it's lost and forgotten techniques. Ruffle up some fun with trendy new ideas and great techniques to add to your sewing repertoire.

## "ANU"

### Alberta Needle University

**SATURDAY: 10:30 am - 11:30 am**

**ROOM: Lilac**

Learn about the different machine needles, how to choose the correct one and all about the new color coding

system. Explore the creative and practical uses for a range of deluxe "specialty" needles. Discover how to use them for creating fine pintucks, perfect topstitching, no snag scarf edges, one-step hemlines on cottons and knits, pin stitching, joining/ attaching lace, Madeira applique, stir stick lace, stippling and more. Seminar features the wing, double wing, twin, triple, gold, microtex and the double eye "Magic" needle with tips on threading to prevent puckers, jamming and tension problems. These techniques will inspire you to sew. A Schmetz needle guide complimentary to each student.

## Make it with Lace

**SATURDAY: 2:15 pm - 3:15 pm**

**ROOM: Lilac**

Lace is timeless and adds a soft romantic look and feel to fashions and accessories like nothing else can. Learn the secrets to successfully sew, finish and apply lace of all kinds. From lace appliques, insertions and edgings, to all over lace yardage and combining lace with other textiles like denim, leather and burlap, you'll learn machine techniques that are tried and true with professional results. Thread, stabilizers, needles, stitch options, and techniques for joining, gathering, finishing, tea dying it "vintage," even repairing lace will be discussed. See the wing needle, hankie miters and sewing pearls onto lace by machine will be featured. A fun confidence building class for sewing with this delicate trim along with great ideas for adding it to sweaters, skirts, t-shirts, jeans, lingerie, scarves and more.

## Jeanne Large & Shelly Wicks

### The Quilt Patch

*Together Shelley and Jeanne own The Quilt Patch in Moose Jaw, SK. They are the authors of four books published through Martingale and Co. 'Tis the Season! 2009, "Urban Country Quilts! 2011 and 'Tis the Autumn Season! 2013 and 'Here Comes Winter' 2014. With their first book 'Tis the Season', the girls introduced their chunky applique style using earth toned fabrics and easy piecing. Their subsequent books are a continuation of that theme and really is the basis of their look. Projects are aimed at the beginner to advanced beginner quilting level but hold appeal to any quilter. They own a quilt shop in Moose Jaw, SK that has become well known around the country for their beautiful kits and friendly staff!*

## A Few of Our Favorite Things

**FRIDAY: 10:30 am - 11:30 am**

**ROOM: Carnation**

**SATURDAY: 3:30 pm - 4:30 pm**

**ROOM: Tulip**

Some quilters collect every new notion that hits the market, some enjoy the latest in rulers, but Jeanne and Shelley of The Quilt Patch are bare bones quilters! They are not gadget friendly at all! But yet they have a collection of their absolute most important, cannot live without notions. And if you know these two cannot live without these items - they have got to be good! Come and hear what they consider bare bone must haves! And why these items should be in your sewing room.

## Precuts - You Bought It ... Now What?

**FRIDAY: 2:15 pm - 3:15 pm**

**ROOM: Carnation**

**SATURDAY: 1:00 pm - 2:00 pm**

**ROOM: Tulip**

They are so cute and easy to collect. But now that you have a stash of them, what will you do with them? Come and enjoy tips, tricks and ideas on what you can do using those delicious precuts!

## Fat Quarters ... How Many is Too Many?

**FRIDAY: 4:45 pm - 5:45 pm**

**ROOM: Carnation**

**SATURDAY: 9:15 am - 10:15 am**

**ROOM: Tulip**

Are you a chronic fat quarter collector? And now you have a pile of fat quarters you love, but just don't know what to do with? Let us show you what we do to use up our stash and lessen the guilt! (which frees you up to buy more!!)





**Linda MacPhee**

*MacPhee Workshop*  
 Linda MacPhee is a leader and innovator in the clothing design and home sewing industries. She is co-founder of MacPhee Workshop, one of Canada's largest design houses and pattern manufacturers. She has over 200 different patterns from outerwear to evening dress to casual. Her television series, "Sew Much Fun" and "Linda MacPhee's Workshop", are currently shown on various networks in Canada as well as on PBS throughout the U.S. She is in demand in both countries as a speaker and teacher.  
[www.macpheedworkshop.com](http://www.macpheedworkshop.com)



*Fabulous!*

**Creativity is Contagious!!!**

**FRIDAY: 11:45 am - 12:45 pm**  
**ROOM: Gardenia**  
**SATURDAY: 3:30 pm - 4:30 pm**  
**ROOM: Lilac**

If you only do one class this time... THIS is IT! Linda Macphee is famous for her ability to change/transform and create one of a kind garments and works of art. Let her inspire and teach you how to experiment with T-shirt dresses, Jackets, vests and more with techniques like Stripping and bias, embellishing, discharging, applique, foiling and much more. It's an action packed class (Lots of demos and samples) and all the techniques can apply to quilting and scrapbooking as well!

**Barb Leger**

*Lori's Country Cottage*  
 Barb Leger has enjoyed sewing since she was a young girl and started quilting about 15 years ago. As she's been a teacher all of her professional life she feels fortunate to combine both her passions as an instructor at Lori's Country Cottage. Barb's favourite creations include totes, appliquéd work and of course, quilts.

**Tips on Totes**

**FRIDAY: 11:45 am - 12:45 pm**  
**SATURDAY: 2:15 pm - 3:15 pm**  
**ROOM: Tulip**

Join Barb Leger, of Lori's Country Cottage, as she shares some quick tricks to make tote bags. Fear zippers no more! Explore a fast and easy technique for zipper insertion, applying bias binding, simple closures and clasps. See what the right stabilizers do to give your tote a professional look. Dress it up your totes and be ready for the compliments and question: "Where did you get that bag?"

**Knitty Gritty on Knits**

**FRIDAY: 9:15 am - 10:15 am**  
**ROOM: Gardenia**

Lose 10 pounds overnight (guaranteed) by making a new slinky knit outfit! Linda's new 2-hour tunic is the perfect slimming suit for all figures! ( and it also looks great on skinny minis! ) Find out her simple construction techniques for her other favorite knits like bamboo, cotton, rayon, and burnout too. Make everything from pants, capris, tops, dresses, unstructured jackets and more. Her new knit prints are to die for!

**Have FUN with Re-Purposing!**

**FRIDAY: 3:45 pm - 4:45 pm**  
**SATURDAY: 2:00 pm - 3:00 pm**  
**ROOM: Fashion Stage**

There is no limit to what Linda's mind can come up with....from gently or never used sweaters, jeans, T-shirts, ties, men's shirts, etc. etc. She'll add some new fabric/trim and some new twists and come up with winners every time! Come be inspired to make something that doesn't smack Recycle but does smack MUST HAVE! (BONUS....It's also fast and inexpensive!)



**Fashion Show Like You Have Never Seen Before!**

**FRIDAY: 1:00 pm - 2:00 pm**  
**SATURDAY: 12:00 pm - 1:00 pm**  
**ROOM: Fashion Stage**

It's all about Inviting your Mind to Play. This is a fashion show with real people (real sizes) and real clothes that you will want and will need and WILL WEAR! You will see lots of jackets, fabulous fun fall and winter gear, fancy party outfits, classic basic knits, cruisewear and sew much more..... something for everyone in the family! She'll get you going and get you sewing this fall.....but be warned....her sewing is contagious!!!

*Come Be Inspired!*





**Lori Nowochin**

*The Crafty Lady*  
Lori Nowochin (Guru1 on Ravelry) has just celebrated 20 years as the owner of The Crafty Lady in Lacombe, Alberta. Prior to that she spent a number of years as a school teacher so her reputation as a knitting guru is well earned. She has recently started publishing her own patterns which are available in store or on Ravelry.

**Moving From Knit to Crochet in One Project - and Vice Versa**


**FRIDAY: 11:45 am - 12:45 pm**  
**SATURDAY: 2:15 pm - 3:15 pm**  
**ROOM: Carnation**

Learn how to do a tubular cast on, start crocheting from a knitted rib, pick up a knitted rib from crocheted work, and a Kitchener stitched rib bind off.

**Same Scarf Yarn, Different Look**

**FRIDAY: 2:15 pm - 3:15 pm**  
**ROOM: Gardenia**  
**SATURDAY: 10:30 am - 11:30 am**  
**ROOM: Carnation**

Learn how to make a decorative scarf knitting the familiar ruffle yarns sideways!



**Carola Russell**

*Carola's Thread Company and Quilt Shop.*  
Carola is always searching for new techniques and can't wait to share them with you! She has been a sewing educator for over 25 years and derives as much pleasure from teaching a technique as learning about and executing a technique. Carola's Quilt Shop and Thread Company is located in Gibsons on the beautiful Sunshine Coast of B.C.



**Modular Quilted Projects**

**FRIDAY: 10:30 am - 11:30 am**  
**ROOM: Tulip**  
**SATURDAY: 11:45 am - 12:45 pm**  
**ROOM: Gardenia**

Want to keep your quilted projects small and more manageable, yet make BIG quilts?

Come see Carola's methods of piecing and quilting all at once, one block or one tote bag at a time. These ideas are fun, compact and great for anyone who dreads working on huge quilting projects on their sewing machine.

**Quick Gifts**

**FRIDAY: 1:00 pm - 2:00 pm**  
**ROOM: Tulip**  
**SATURDAY: 9:15 am - 10:15 am**  
**ROOM: Gardenia**

A treasury of small gifts you can make for yourself and your friends. Pillows, totes, cosmetic bag, coasters and more. These projects are simply fun to make. Come to Carola's lecture for a trunk full of inspiring and brilliant sewing ideas. Bring a note book.

**And Then.....We Dyed It!**

**FRIDAY: 3:30 pm - 4:30 pm**  
**ROOM: Tulip**  
**SATURDAY: 2:15 pm - 3:15 pm**  
**ROOM: Gardenia**

Would you dare make a white quilt and then dye it? You won't believe your eyes when you see, what happened when Carola dyed her quilt tops. You will see multiple colours and textures, all produced in one dip into the dye. This class will inspire you to make your own Serendipity Quilt. From patchwork to dyeing to quilting, Carola will blow your mind!



*Amazing!*


**Lorna Shapiro**

*Quilter's Dream Fabrics*  
After retiring from a demanding career that was almost entirely "left brain", every activity she has taken up seems to be of the "right brain" variety. These activities included gardening, djembe drumming, travelling, and quilting. She became so passionate about her quilting, and her fondness for both Asian and Bali batik fabrics, that she started a small business selling a fine selection of those quilting cottons to local quilters. Quilting has become her consuming passion. She loves the creative process starting with design and fabric selection, right through to the final hand-finishing of the bindings. Lorna started participating in craft fairs in 2009 which give her the opportunity to visit with people who love fabric, design, and individual craftsmanship.

**Machine Piecing Tips and Techniques**

**FRIDAY: 10:30 am - 11:30 am**  
**ROOM: Gardenia**  
**SATURDAY: 3:30 pm - 4:30 pm**  
**ROOM: Carnation**

This lecture is for beginner and intermediate quilters who want to learn the fast and effective techniques that quilters have developed to make piecing a quilt top easier. First we'll learn how to achieve speed and accuracy in both cutting and piecing your quilt top. Then we'll move onto techniques developed to allow you to: make stratas that aren't wonky, make flying geese without cutting triangles, machine piece a continuous braid, calculate the sizes of side and corner setting triangles, cut and sew circles into a quilt top... and other very useful techniques. This interactive session will also allow you to learn from others in the audience, much the way quilters have always shared their knowledge with other quilters!



**Jen Swallow**

*Lori's Country Cottage*

*Jen Swallow began quilting in 2010 when her family moved to Kansas due to a military posting. She is a stay-at-home mom of three that has been quilting full-time ever since. She has taken over 30 classes and attended many lectures throughout the US and Canada. Jen enjoys working with modern prints and loves to inspire people to learn to quilt. She also works and teaches part-time at Lori's Country Cottage in Sherwood Park.*

**I Want to Start Designing My Own Quilts!**

**FRIDAY: 3:30 pm - 4:30 pm**

**ROOM: Gardenia**

**SATURDAY: 10:30 am - 11:30 am**

**ROOM: Tulip**

Most of us start our quilting journey by following quilt patterns to make our quilts. Some of us start with kits, and some of us start with a pattern, selecting our own fabrics. At some point along the path of our development as quilters, many of us start to have a desire to come up with our own quilt designs. If you are at this point, but feeling uncertain about how to go about designing a quilt that you will be happy with, come and spend an hour to hear about how other quilters are making this transition. I'll start with my stories, sharing what has worked and not for me, and will involve all participants to learn about what are your fears, your breakthroughs, your successes and your "not so successes" in transitioning to a quilter who designs your own quilts!

**The Modern Quilt Movement - A Start for Non-Quilters**

**FRIDAY: 2:15 pm - 3:15 pm**

**SATURDAY: 11:45 am - 12:45 pm**

**ROOM: Tulip**

Have you ever looked at a quilt and thought I CAN'T make that! Well, you CAN! Jen Swallow of Lori's Country Cottage, will share the evolution of 5 young ladies' creative ideas all the way to manufacturing a new fabric line, Cotton & Steel. The Modern Quilt Movement puts a new twist on the traditional art of quilting, using modern fabric, minimalism and expansive negative space. Join the Modern Quilt movement as Jen shows you a quick and easy technique for anyone to make a chevron quilt with only strips!

*A great class for all levels of experience*

**Lynn Swanson**

*Brother International Canada Ltd.*

*Lynn Swanson combines her skills as a corporate trainer and her passion for stitching as an Educator with Brother Canada. Lynn has been developing training, sewing, quilting, and dressmaking all her adult life. 4 years ago Lynn discovered the joys of machine embroidery and has now added that to her list of hobbies.*

**ScanNCut - Scan – Cut - Draw – Create!**

**FRIDAY: 9:15 am - 10:15 am**

**SATURDAY: 1:00 pm - 2:00 pm**

**ROOM: Violet**

Join Brother Educator Lynn Swanson as she shows you how to use the Brother ScanNCut, the only cutting machine with a built in scanner. In addition to cutting and/or drawing the built in designs, you can take your scanned images, photos or hand drawn sketches, and turn them into unique cut designs. See the array of materials that can be cut with the ScanNCut and then appliquéd or stitched. Learn "trick and tips" on using ScanNCut Canvas... Greatly expand your craftwork by importing projects that you have created or edited with ScanNCut Canvas. Loads of NEW ScanNCut accessories to expand your possibilities, the only thing limiting you is your imagination! Take your paper crafting and appliquéd to the next level! There will be hands-on opportunities in this class.

**Take Your Machine Embroidery to the Next Level with the Brother PR1000**

**FRIDAY: 1:00 pm - 2:00 pm**

**SATURDAY: 3:30 pm - 4:30 pm**

**ROOM: Violet**

Attend this class to learn about a variety of hoops, frames and software that enables you to embroider on everything from shoes and boots to pant legs, sleeves, purses, and gloves...from small initial monograms to large 14" by 14" designs and quilt patterns. Learn the secrets for perfect placement, continuous design and cutwork. Whether you embroider for fun or profit take your embroidery to the next level! Brother Educator, Lynn Swanson will show you what you can achieve with the Brother PR1000 embroidery machine!

**What's New With Brother. It's New! It's Exciting! It's Amazing!**

**FRIDAY: 2:15 pm - 3:15 pm**

**SATURDAY: 11:45 am - 12:45 pm**

**ROOM: Violet**

Have you ever dreamed about owning the ultimate sewing and embroidery machine? Your dreams will come true with our most powerful and technologically advanced machine Brother has ever built! You will be amazed with "What's New with Brother"! Join Brother Educator, Lynn Swanson as she shows you what you can achieve with the ultimate sewing and embroidery machine and Brother's line up of sewing and embroidery machines.



**Liz Thompson**

*Janome & Elna*

*Liz Thompson is the Sales Educator for Janome & Elna Canada and has more than 20 years of experience in the sewing industry. She started sewing when she was a little 9 year old and is an expert with all forms of sewing: garments; heirloom; quilting; using sergers; home decorating & working with embroidery software. Liz will admit to doing about 50/50 garment sewing & quilting when she sews at home. She is very proud of the ribbons she has won at quilt shows, the most recent being for Excellence in Threadwork at the Quilt Canada National Juried Show in 2012. Liz is also a prolific and passionate blogger - check out <http://janomelife.wordpress.com> (which has more than 600 viewers per day) & <http://elnalife.wordpress.com> for loads of sewing hints, tips, ideas and inspiration.*



**Are You Using Your Sewing Machine to the Max?**

**FRIDAY: 11:30 am - 12:30 pm**

**SATURDAY: 10:45 am - 11:45 am**

**ROOM: Fashion Stage**

*DO YOU KNOW ALL THAT YOUR SEWING MACHINE IS CAPABLE OF DOING?* I find that SO many sewers & quilters are only scratching the surface of what their sewing machines can actually do...which is a huge pity as there is so much more sewing fun to be had right there! This lecture/demo presentation will highlight some of the features & functions found on most sewing machines as well as some that many people don't know exist or have forgotten about. You will be able to SEE as all machine demo's and close up's will be projected onto a large screen. There will also be show & tell items to see and photograph if desired.

*Come learn how easy it is!!*



**Veronica's Sewing Supplies**

*Veronica Longmuir is a Home Economist and a former Home Economics Teacher. She is the owner of a large 6,600 sq ft. beautiful fabric store called Veronica's Sewing Supplies. The store is loaded with wonderful quilting fabrics and is located on 100 Main Street in Kindersley, SK. Veronica's Sewing Supplies is celebrating its 35th anniversary this year. Veronica's love of teaching, sharing, and enthusiasm, makes her classes great fun!*

**A Medley of Quilting Ideas**

**FRIDAY: 9:15 am - 10:15 am**

**SATURDAY: 1:00 pm - 2:00 pm**

**ROOM: Carnation**

Veronica will take you on a fast paced quilting journey of ideas with at least 6 of her favourites. She will educate and entertain you and you will gain a wealth of information that you can take home and apply to your own quilting.

**Rulers Rule and Terrific Tools**

**FRIDAY: 1:00 pm - 2:00 pm**

**SATURDAY: 9:15 am - 10:15 am**

**ROOM: Carnation**

Veronica will show you how to use rulers & tools, so your finished work will look great and your projects will turn out, using easy methods for the beginner to the seasoned quilter. She is willing to show her tips & ideas to put fun back into quilting.

*Wonderful*



**Carol Wasylik**

*Extraordinary Extras*

*Carol is the owner of the store, in business for 18 years and has a wide range of information to share.*

**Hex-n-More, Sidekick, Twister and Flying Geese Rulers**

**FRIDAY: 11:45 am - 12:45 pm**

**SATURDAY: 11:45 am - 12:45 pm**

**ROOM: Lilac**

Using the Twister Ruler, create many unique quilts, placemats, etc. forming a spiral effect. Deb Tucker's many rulers are used to form flying geese, LeMoyné Star, etc.



	Lilac	Tulip	Carnation
9:15 am to 10:15 am	<b>Twelve Skills to Master</b> Debra Justice	<b>Knitting 101 - Knitting is Hot!</b> Barb Barone	<b>A Medley of Quilting Ideas</b> Veronica Longmuir
10:30 am to 11:30 am	<b>Learn to Sew with Your Feet</b> Debra Justice	<b>Modular Quilted Projects</b> Carola Russell	<b>A Few of our Favourite Things</b> Jeanne Large
11:45 am to 12:45 pm	<b>Hex-N-More, Sidekick, Twister and Flying Geese Rulers</b> Carol Wasilyk	<b>Tips on Totes</b> Barb Leger	<b>Moving from Knit to Crochet in One Project - Vice Versa</b> Lori Nowochin
1:00 pm to 2:00 pm	<b>Revamp Your Sewing Space</b> Debra Justice	<b>Quick Gifts</b> Carola Russell	<b>Rulers Rule and Terrific Tools</b> Veronica Longmuir
2:15 pm to 3:15 pm	<b>S-T-R-E-T-C-H Yourself: Sewing Knits</b> Debra Justice	<b>The Modern Quilt Movement - A Start for Non-Quilters</b> Jen Swallow	<b>Precuts - You Bought It...Now What?</b> Jeanne Large
3:30 pm to 4:30 pm	<b>Woven Snowflake</b> Edmonton Weavers' Guild	<b>And Then ... We Dyed It!</b> Carola Russell	<b>Beginner Crochet</b> Barb Barone
4:45 pm to 5:45 pm			<b>Fat Quarters - How Many is Too Many?</b> Jeanne Large

Gardenia	Violet	Rose	Fashion Stage
<b>Knitty Gritty on Knits</b> Linda MacPhee	<b>ScanNCut-Scan-Cut-Draw-Create!</b> Lynn Swanson	<b>Perfecting Buttonholes</b> Ron Collins 9:15 - 12:15 pm \$	<b>How to Make the Clothes You Own Fit Better and Look Better!</b> Kathryn Brown 9:30 - 10:30 am
<b>Machine Piecing Tips and Techniques</b> Lori Shapiro	<b>Pants for Real Bodies</b> Kathryn Brown 10:45 - 11:45 am \$		<b>Are You Using Your Sewing Machine to the Max?</b> Liz Thompson 11:30 - 12:30 pm
<b>Creativity is Contagious!</b> Linda MacPhee	<b>Dressing Up the Grown Up Body</b> Kathryn Brown \$	<b>Creative Pant Construction Techniques</b> Ron Collins 1:00 - 4:00 pm \$	<b>Linda MacPhee's Fashion Show 2014!</b> Linda MacPhee 1:00 - 2:00 pm
	<b>Take Your Machine Embroidery to the Next Level with the Brother PR1000</b> Lynn Swanson		<b>Have FUN with Re-Purposing!</b> Linda MacPhee 3:45 - 4:45 pm
<b>Same Scarf Yarn, Different Look</b> Lori Nowochin	<b>What's New with Brother. It's New! It's Exciting! It's Amazing!</b> Lynn Swanson		<b>New Tools and Tips for Sewing</b> Kathryn Brown \$
<b>I Want to Start Designing My Own Quilts!</b> Lorna Shapiro	<b>Mini Owl with Paverpol</b> Sylvie Fergusson 3:30 - 5:30 pm \$		



	Lilac	Tulip	Carnation
9:15 am to 10:15 am	<b>Fabulous Ruffles, 10 Ways</b> Debra Justice	<b>Fat Quarters - How Many is Too Many?</b> Jeanne Large	<b>Rulers Rule and Terrific Tools</b> Veronica Longmuir
10:30 am to 11:30 am	<b>ANU Alberta Needle University</b> Debra Justice	<b>I Want to Start Designing My Own Quilts!</b> Lorna Shapiro	<b>Same Scarf Yarn, Different Look</b> Lori Nowochin
11:45 am to 12:45 pm	<b>Hex-N-More, Sidekick, Twister and Flying Geese Rulers</b> Carol Wasilyk	<b>The Modern Quilt Movement - A Start for Non-Quilters</b> Jen Swallow	<b>Knitting 101 - Knitting is Hot!</b> Barb Barone
1:00 pm to 2:00 pm	<b>Learn to Sew with Your Feet</b> Debra Justice	<b>Precuts - You Bought It...Now What?</b> Jeanne Large	<b>Medley of Quilting Ideas</b> Veronica Longmuir
2:15 pm to 3:15 pm	<b>Make It with Lace</b> Debra Justice	<b>Tips on Totes</b> Barb Leger	<b>Moving from Knit to Crochet in One Project - Vice Versa</b> Lori Nowochin
3:30 pm to 4:30 pm	<b>Creativity is Contagious!</b> Linda MacPhee	<b>A Few of Our Favourite Things</b> Jeanne Large	<b>Machine Piecing Tips and Techniques</b> Lorna Shapiro

	Gardenia	Violet	Rose	Fashion Stage
9:15 - 11:15 am	<b>Quick Gifts</b> Carola Russell	<b>Mini Owl with Paverpol</b> Sylvie Fergusson \$ 🖐️	<b>Pattern Alternations and Choosing the Correct Size for the Right Fit</b> Ron Collins 9:15 - 12:15 pm \$ 🖐️	<b>How to Make the Cloths You Own Fit Better and Look Better!</b> Kathryn Brown 9:30 - 10:30 am
	<b>New Tools and Tips for Sewing</b> Kathryn Brown \$			<b>Are You Using Your Sewing Machine to the Max?</b> Liz Thompson 10:45 - 11:45 am
	<b>Modular Quilted Projects</b> Carola Russell	<b>What's New with Brother. It's New! It's Exciting! It's Amazing!</b> Lynn Swanson		<b>Linda MacPhee's Fashion Show 2014!</b> Linda MacPhee 12:00 - 1:00 pm
	<b>Dressing Up the Grown Up Body</b> Kathryn Brown \$	<b>ScanNCut-Scan-Cut-Draw-Create!</b> Lynn Swanson	<b>Taming Knits</b> Ron Collins \$	
	<b>And Then...We Dyed It!</b> Carola Russell	<b>Woven Snowflake</b> Edmonton Weavers' Guild	<b>Beginner Crochet</b> Barb Barone	<b>Have FUN with Re-Purposing!</b> Linda MacPhee 2:00 - 3:00 pm
	<b>Pants for Real Bodies</b> Kathryn Brown \$	<b>Take Your Machine Embroidery to the Next Level with Brother PR1000</b> Lynn Swanson	<b>Behind the Seams with Interfacing and Underlining</b> Ron Collins \$	

**Thank you for attending the Edmonton Creative Stitches & Crafting Alive!! Shows**

**REGISTER IN ADVANCE:**  
Save \$\$\$ and buy your tickets in advance

26

**SEMINAR REGISTRATION FORM**  
Edmonton - September 12 & 13, 2014

27

**Online:** www.CreativeStitchesshow.com

**Phone Toll Free:** 1-855-723-1156

**Fax Toll Free:** 1-855-361-2526 (Visa / MasterCard signature required)

**Email:** info@cannorthshows.com

**Mail:** Completed registration form and payment to:  
**Creative Stitches and Crafting Alive**  
#218, 7710 5th St. SE, Calgary, AB T2H 2L9



**IMPORTANT INFORMATION:**

- All tickets are non-refundable. We are not responsible for lost, forgotten or unused tickets.
- Advance Phone/Fax/Mail ticket requests will be confirmed by email and held for pick up at the show.
- Purchase tickets online, by phone, mail or fax or in person at the show
- Doors to the exhibit hall do not open till 9 am.
- The Creative Stitches & Crafting Alive Show reserves the right to substitute an instructor if necessary.
- Please turn off cell phones when participating in the seminars.
- Food facilities will be available on site.
- There will be no coat check services available at this venue, please make alternate arrangements.

Come be a part of our next shows in:

**Calgary** at Spruce Meadows  
**September 26 & 27, 2014**

**Victoria** at Pearkes Arena  
**March 13 & 14, 2015**

**Abbotsford** at Tradex  
**March 27 & 28, 2015**



**Ticket Order Form:**

name: \_\_\_\_\_  
address: \_\_\_\_\_  
city: \_\_\_\_\_ prov: \_\_\_\_\_ postal: \_\_\_\_\_  
phone: \_\_\_\_\_ email: \_\_\_\_\_

**Advance Admission Pricing:**

	<b>Advance</b>	<b>at the Door</b>	
2 Day Adult Pass:	<b>\$15.00</b>	<b>\$18.00</b>	<input type="checkbox"/>
1 Day Adult Pass:	<b>\$10.00</b>	<b>\$12.00</b>	<input type="checkbox"/>
2 Day Senior/Student Pass:	<b>\$12.00</b>	<b>\$15.00</b>	<input type="checkbox"/>
1 Day Senior/Student Pass:	<b>\$8.00</b>	<b>\$10.00</b>	<input type="checkbox"/>
Children 6yrs - 12yrs: (6 and under no charge)	<b>\$2.00</b>	<b>\$2.00</b>	<input type="checkbox"/>

**Featured Classes:  
Friday, September 12**

- Perfecting Buttonholes 9:15-12:15 pm **\$60.00**  
*3 hours hands-on. limited to 20 people, sewing machine required*
- Creative Pant Construction 1:00-4:00 pm **\$60.00**  
*3 hours hands-on. limited to 20 people, Kit Fee \$10 sewing machine required*
- Pants for Real Bodies *one hour lecture* 10:45-11:45am **\$25.00**
- Dressing Up The Grown Up Body *one hour lecture* 11:45-12:45pm **\$25.00**
- New Tools and Tips For Sewing *one hour lecture* 4:45-5:45 pm **\$25.00**
- Mini Own with Paverpol 3:30-5:30 pm **\$10.00**  
*2 hours hands-on. limited to 20 people, Kit Fee \$17*

**Saturday, September 13**

- Pattern Alterations and Choosing the Correct Size For The Right Fit 9:15-12:15 pm **\$60.00**  
*3 hours hands-on. limited to 20 people. Kit Fee \$10*
- Taming Knits *one hour lecture* 1:00-2:00 pm **\$25.00**
- Behind The Seams With Interfacing and Underlining *one hour lecture* 3:30-4:30 pm **\$25.00**
- New Tools and Tips For Sewing *one hour lecture* 10:30-11:30 am **\$25.00**
- Dressing Up The Grown Up Body *one hour lecture* 1:00-2:00 pm **\$25.00**
- Pants for Real Bodies *one hour lecture* 3:30-4:30 pm **\$25.00**
- Mini Own with Paverpol 3:30-5:30 pm **\$10.00**  
*2 hours hands-on. limited to 20 people, Kit Fee \$17*

TOTAL: \_\_\_\_\_

**Payment Methods:**

visa  mastercard  cheque  *make cheques payable to CanNorth Shows Inc.*

card #: \_\_\_\_\_ cvn: \_\_\_\_\_ ex: \_\_\_\_\_

signature: \_\_\_\_\_

*Kit fees are payable to instructor on day of seminar*

7<sup>th</sup> Annual

# The Great Canadian Scrapbook Carnival

Presented by:



## CANADIAN SCRAPBOOKER™

Canada's Paper Crafting Magazine

Registration for the crop and classes begins on Friday, August 1<sup>st</sup> at 9:00am MST.

These events are put on by Canadian Scrapbooker and registrations must be made in advance by via [www.canadianscrapbooker.ca](http://www.canadianscrapbooker.ca) or calling 403-809-4888.

## Sponsors

A big THANK YOU to our Sponsors! This event would not be possible without them!

Platinum



## Learn Scrapbooking From the Best!



### Emma Lou Beechy

Emma Lou is the Creative Director at Heartfelt Creations, a stamping company that manufactures stamps, dies and papers. In her 18 years of experience she has developed products, taught classes and appeared on the PBS show Scrapbook Soup.

Heartfelt Creations® is a leading Rubber Stamp & Scrapbook manufacturer for the craft industry. Many of their stamps coordinate with exclusive Spellbinders™ dies. The innovation of their stamps paired with matching dies offers a whole new dimension of possibilities and quickly adds eye-popping 3D depth to any project. [www.heartfeltcreations.us](http://www.heartfeltcreations.us)

### Kelly Klapstein

"Paper and paste are good for the soul" is Kelly's crafting motto. Ever since she was a child, Kelly has created scrapbooks and paper crafts. She loves being part of the Canadian Scrapbooker team, as a contributing writer, and she enjoys designing and teaching at local scrapbook stores as well as at special events. Kelly's witty sense of humour along with her eclectic style is sure to fill your class with laughter as your creative process is set into motion.

[www.kellycreates.blogspot.ca](http://www.kellycreates.blogspot.ca)



### Allison Orthner

Allison's happy place is to capture people and special moments in photos. Whether it is orphans in Haiti or her own children on the soccer pitch, she has spent years with her camera in hand learning and teaching others simple ways to improve everyday photos. Her B. Ed degree has led her to teach internationally and her work has been widely published including 14 front covers. Her latest passion is her new glamour studio where her mission is to capture women looking and feeling beautiful in portraits.

[www.AllisonOrthner.com](http://www.AllisonOrthner.com)

### Cathie Allan

Cathie has been teaching rubber-stamping techniques for ALL paper crafts for 30 years. Driven by her love for this art form she has written articles & books for many great "zines" and is a contributing editor and writer for Canadian Scrapbooker and Scrap & Stamp Arts. Cathie WILL change the way you look at your rubber-stamp collection. Come play, giggle and share in Cathie's truly unique ideas that will inspire you to add ink and rubberstamps to any crafting project that finds its way to your crafting desk because it is "all about technique". [canadianscrapbooker.ca/cathie](http://canadianscrapbooker.ca/cathie)



## Friday, Sept 12 | Scrapbook Classes

All registrations are made by contacting *Canadian Scrapbooker*  
[www.canadianscrapbooker.ca](http://www.canadianscrapbooker.ca) or call 403-809-4888

### *The Magic of Screens, Styluses and Stamps*

Instructor: Cathie Allan

Time: 8:30am – 12:30pm (4 hours) Fee: \$45.00

In this technique rich class, you will create an accordion card/mini album that doubles as a "gift card" holder along with a matching tag. These 2 projects are loaded with new techniques that will fill your "what's new with ink" glass to overflowing. With an amazing palette of colors, these projects are sure to become keepsakes for whomever they are created for.



### *Double the Fun Layout Class*

Instructor: Kelly Klapstein

Time: 1:00pm – 3:30pm (2.5 hours)

Fee: \$40.00

Based on Kelly's popular article "Double the Fun" in *Canadian Scrapbooker* magazine, this class will show you how to use a sketch to maximize its design potential. Using new collections from *Simple Stories*, you will create either 3 double page layouts or 6 single page layouts or even a combination of both. With stencils, stamping and other fun mixed media products and techniques, you will learn to create some spectacular page elements that WOW!



### *Majestic Flower Shaping Class*

Instructor: Emma Lou Beechy, Heartfelt Creations

Time: 4:00pm – 5:30pm (1.5 hours)

Fee: \$30.00

Are you just getting started making cards? Do you want to take your stamping to a whole new level? Then join our *Majestic Flower Shaping Class*! In this class, Emma will teach you how to apply multiple colors to the flowers which creates a quick pop of color. You will also master the art of bending and shaping stamped flowers and flower buds to achieve a stunning 3D affect. Learn how to use our card collection panels to create stunning, yet quick and easy cards in a few minutes! Use the new *Prills* and glitter for creative finishing accents. Your teacher will provide step-by-step instructions both written and verbal. *Heartfelt Creations* classes are always loaded with creative techniques, tons of fun and you



2-Day Crop and Class registration open Friday, Aug. 1 9:00am MST  
Details at: [www.canadianscrapbooker.ca](http://www.canadianscrapbooker.ca) or call 403.809.4888

## Saturday, Sept 13 | Scrapbook Classes

All registrations are made by contacting *Canadian Scrapbooker*  
[www.canadianscrapbooker.ca](http://www.canadianscrapbooker.ca) or call 403-809-4888

### *Unbe"leaf"able Mini Album Card*

Instructor: Cathie Allan

Time: 8:30am – 12:30pm (4 hours) Fee: \$45.00

This class is loaded with Cathie Allan's new inky techniques! Smooch it! Smear it! Emboss it! Iron it! And try to Resist It! This class is not for the faint of heart. Cathie Allan has packed in a crazy amount of fun into this class. From an amazing background technique to an easy and fun "finger-painting style" coloring technique that you are going to love.



### *Sun Kissed Fleur Card Class*

Instructors: Emma Lou Beechy, Heartfelt Creations

Time: 1:00pm – 2:30pm (1.5 hours) Fee: \$30.00

In this class you will create three super-elegant, fanciful 3D cards featuring our stamps, paper collections and decorative dies. You will learn tips and techniques such as flower shaping with a spritzing technique, quick coloring, paper layering, gluing, glittering, die cutting and so much more. This class will show you how to achieve elegant and sophisticated projects in a timely fashion. Emma Lou will provide step-by-step instructions both written and verbal. *Heartfelt Creations* classes are always loaded with creative techniques, tons of



fun and you will leave with fresh inspiration. Additional Incentives: a \$45 prize draw during each class, full color instructions.

### *Photo Field Trip*

Instructor: Allison Orthner

Time: 2:30pm – 4:00pm (1.5 hour walk about)

Fee: \$35.00

Grab your camera, family and friends and join Allison Orthner on a fun "walkabout" filled with games and challenges to help you learn and practice her best tips and tricks for improving your photos. Registrants are also invited to send Allison their "TOP 3" questions or topics they would like her to cover and she will customize the class to your requests! Email [askallison@canadianscrapbooker.ca](mailto:askallison@canadianscrapbooker.ca)



### *Sweet Juliet Card Class*

Instructor: Christy Riopie

Time: 3:00pm – 4:30pm (1.5 hours) Fee: \$30.00

In this class you will create two cheery, heartwarming 3D cards and a dimensional gift box that is perfect for special gifts. These projects feature *Heartfelt Creations* stamps, dies and their beautiful papers. You will learn tips and techniques such as coloring with ink and a blender pen, how to effectively use card panels, shape and assemble the *Sweet Juliet* florals, prills, glittering, and so much more. Emma Lou will provide step-by-step instructions both written and verbal. *Heartfelt Creations* classes are always loaded with creative techniques, tons of fun and you will leave with fresh inspiration. Additional Incentives: a \$45 prize draw during each class and full color instructions.





7<sup>th</sup> Annual

# The Great Canadian Scrapbook Carnival

SEPTEMBER 12 & 13, 2014  
MILLENNIUM PLACE, SHERWOOD PARK



Presented by:

CANADIAN  
**SCRAPBOOKER**<sup>TM</sup>  
Canada's Paper Crafting Magazine

- Marketplace open to all
- 2-Day Crop Packages\*
- Make and Takes galore
- On-site layout contest open to all
- Exceptional classes\*
- Fun and inspirational

This amazing paper crafting  
carnival takes place *within*  
the Creative Stitches  
and Crafting Alive Show!

\*Look inside for details about 2-Day Crop and Classes.

Pre-registration is required for all Crop and Classes by contacting  
Canadian Scrapbooker via [www.canadianscrapbooker.ca](http://www.canadianscrapbooker.ca) or calling 403-809-4888.  
Registration begins at 9:00am on August 1<sup>st</sup>, 2014