



CREATIVE
STITCHES
& CRAFTING
A • L • I • V • E

Western Canada's
LARGEST
Sewing
& Crafting
Event

Edmonton

at Millenium Place

September

11 & 12, 2015

Friday 9am to 6pm Saturday 9am to 5pm

**Purchase tickets in
advance and save \$\$**

For more information, please visit
www.creativestitchesshow.com

1-855-723-1156
info@cannorthshows.com





www.purplekatzquilting.com

Studio Hotline: 587-797-7967

Cell Phone: 403-704-3051

E-Mail: Tracy@purplekatzquilting.com

Full-Service quilt & fabric studio with edge-to-edge pantograph quilting service.

Feature Designers Include:

Tula Pink
Amy Butler
Kafe Fassett
Jennifer Sampou
Cori Dantini

Fabrics by:

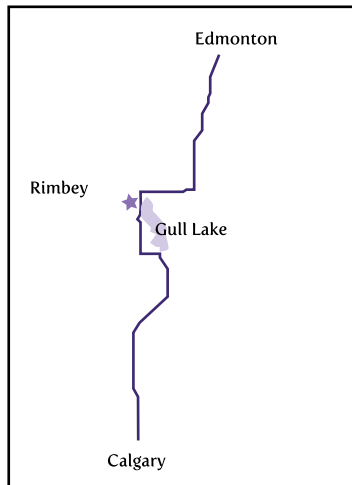
ADORNit
Robert Kaufman
Timeless Treasures
Blend Fabrics
Shannon Fabrics

Full Selection of:

Batiks
Solids by Kona & Free Spirit
Wide-backs
(Cotton, Flannel, Batik, Cuddle)
Patterns, Books & Notions

Specialty Fabrics Include: StarWars, Rudolph & Other Licensed Fabrics.

#6 Parkland Way
Summer Village of Parkland Beach
(2 miles South & 6 miles East of Rimbey, AB)



“Every Quilt tells a Story.”

For Visiting Hours:
www.purplekatzquilting.com



WELCOME TO THE 2015 EDMONTON CREATIVE STITCHES & CRAFTING ALIVE!! SHOW!

3

CanNorth Shows Inc. is extremely excited to bring you the 2015 Creative Stitches & Crafting Alive!! ... Shows!!

We would like to take this opportunity to Thank You for your support and we are looking forward to some of the best shows yet!!

Whether you are looking to shop for those hard to find items or wanting to increase your knowledge in taking one of the more than 60 classes offered during the show, this is the show for you!!

Visit us at creativestitchesshow.com



Show Location

Millenium Place 2000 Premier Way, Sherwood Park, AB T8H 2G4

Hotel Info

Holiday Inn

2100 Premier Way, Sherwood Park, AB
connected to Millenium Place

\$135 per night + taxes

780-464-4900

www.holidayinn.com



Holiday Inn

TABLE of CONTENTS

Free Demos and Features	4 - 5
Bio's & Seminars	6 - 19
Schedule	20 - 23
Next Shows	24
Seminar Registration Form	25
The Great Canadian Scrapbook Carnival	27 - 30



SEWING PRODUCT SPECIALIST

Cathy McClean



- Notions specialist
- Certified Sulky® Educator
- Cathy has been a sewing enthusiast for 40 years and a Sewing Educator for the past 25 years
- Cathy's enthusiasm and fun-filled classes demonstrate her love of sewing

Creative Ideas for the Season

It's time to think SPRING!!

The seasons are changing so join Cathy for an hour of fiber arts, quilting and applique techniques that can be used to give your wardrobe and your home a festive look. Gifts, ornaments and garments are easy and fun to make with these techniques and the newest rulers, notions and fabric markers.

Friday 3:45pm on the Fashion Stage

Saturday at 1:00 in the Tulip Room

N. Jefferson

N. Jefferson will be on the show floor presenting free demos showcasing some of the new and trendy up and coming products.

A Definite Must See!!

Yarn Tasting! Hot spot for knitters and crocheters! Take a break from shopping and sample new yummy yarns from Red Heart, Schachenmayr, James C. Brett and Rowan!

www.redheart.com | schachenmayr.com | jamescbrett.com | knitrowan.com


NEW



Days for Girls

"Every Girl · Everywhere · Period!"

Did you know that in many countries around the world young women do not have access to healthy solutions to feminine hygiene products? This IS changing because of DAYS FOR GIRLS. Join us to and learn how to sew kit components, and do your bit to be part of this amazing solution. Visit www.daysforgirls.org



Quilts of Valour are quilts made by quilters across the country for injured military personnel on their return to Canada and to our veterans. Thanks to the efforts of quilters, 3000 quilts have been delivered to our injured service members and to veterans.



METAL DESIGNZ

Pop by our booth and join us for a free lesson in basic chainmail jewellery making. We will show you how to correctly open and close jump rings, and teach about tools, and jewellery cleaning techniques!

One Ring at a Time!



Barb Barone

River City Knits

Barb Barone learned to knit as an adult from her mother-in-law. "Mama Barone" taught Barb the basics of knitting and how it can be an outlet for relaxation. Barb took her newfound skill and business talents and opened River City Yarns' first store in 2003. Since then, Barb has become the creative genius behind River City Yarns' big social events such as Wool, Wine and Wheels and Stix and the City. If you need one-on-one help with your yarn purchase or a tutorial, Barb has a very special talent for picking just the right thing and the patience to teach you how to put it together. Barb has become an accomplished knitter and crocheter and continues to take classes to develop her fiber arts expertise.



Be Inspired!

Brilliant Bind - Offs

FRIDAY: 11:45 am – 12:45 pm

ROOM: Gardenia

Great endings to your knitting project - Following our demo on Cast On's, River City Yarns will show you how to do bind-offs that produce firm edges, looser edges, stretchy edges, edges that look like the pattern stitch used, gathered edges, decorative edges and bind-offs that join two edges together.

Finishing Like a Pro

FRIDAY: 2:15 pm – 3:15 pm

ROOM: Gardenia

SATURDAY: 9:15 am – 10:15 am

ROOM: Carnation

Finishing techniques in knitting can be the most important step in the knitting process. Once you've finished your pieces, you'll want to tie up loose ends and make sure your seams and edges are neat and tidy. In this demo you will learn how to do invisible seaming in garter and in stocking stitch, how to whip stitch pieces together to create a flat seam, weave in ends, and learn how to do a three needle bind off.



Clarifying Cast – On's

FRIDAY: 9:15 am – 10:15 am

ROOM: Gardenia

There are lots of different techniques for casting on and most experienced knitters will likely have a favourite. New knitters will perhaps only be familiar with one type -- the favourite of the person who taught them to knit. In this demo, you will learn 5 cast on method (e-wrap, knitted cast on, long tail, cable and crochet (provisional cast-on) and learn the advantages and disadvantages of each.

Beginner Crochet

SATURDAY: 11:45 am - 12:45 pm

ROOM: Carnation

MATERIAL FEE: \$10

Crochet a pair of fingerless gloves in this fast and fun workshop! In this 1 hour workshop, you will learn the basics of crochet, including how to hold a crochet hook and the yarn, how to make a slip knot and foundation chain and how to do single crochet, to make a pair of fingerless gloves. Materials are included – all you need is a keen desire to learn how to crochet!



Spool Knitting

SATURDAY: 2:15 pm – 3:15 pm

ROOM: Carnation

KIT FEE: \$10

Great craft for kids and loved by adults too. Spool knitting, known also as corking, french knitter, knitting nancy, knobby knitter and more, makes a perfectly round cord (known as i-cord) that can be used as the basis for thousands of craft projects....Just google any of these terms and you will come up with hundreds of images of projects made with i-cord. From necklaces to shoelaces, from beaded bracelets to embroidery projects or trims and embellishments...knitting an i-cord is easy and fun....We will show you two methods to create i-cord - one with a spool knitting tool (supplied) and one with double pointed knitting needles.



We include everything you need— Just bring your Enthusiasm!!



Ron Collins

Designer, speaker and teacher, Ron is Canada's best known sewing personality. He has inspired audiences with appearances on HGTV, Sew Perfect, Life Network, CTV, Eyes on Toronto, and featured in Vogue magazine. Ron and Sandra Betzina from Power Sewing together have produced twelve DVD's, along with an on-line TV show that debuted in January 2009 with over 130 shows that have been aired with great reviews.



Tailored Jacket Structure

(3 hours hands on)
FRIDAY: 9:15 am – 12:15 pm
ROOM: Rose
COURSE FEE: \$65
KIT FEE: \$25
****SEWING MACHINE REQUIRED****
 Sew the secrets behind a man's or ladies tailored jacket. In this 3-hour hands on class, Ron will have half a jacket cut out and ready for you to do your samples on. You will fuse interfacing to a jacket along with doing machine pad stitching to prevent the lapels from stretching out. Sew the roll-

line to give it memory that hugs your body and always looks symmetrical. Ron will also discuss the different interfacings to use throughout the entire tailored jacket and which ones to stay away from. Sew a master's technique on a notched collar and lapel to avoid bulky and uneven seams along with collar points with half the bulk. A great sample for future reference to see behind the seams in a tailored jacket.

Kit fee includes cut out jacket: front, back, side front, upper/lower collar, back neck facing, front facing along with interfacing for all the jacket

Pant Alterations and Body Measurements

(3 hours hand on)
FRIDAY: 1:00 pm – 4:00 pm
ROOM: Rose
COURSE FEE: \$65
KIT FEE: \$20
****SEWING MACHINE REQUIRED****
 In this 3-hour workshop we will take body measurements not only for pants but for the rest of your body as well. There will be a total of 28 body measurements for you: high bust, low bust, shoulder width, sleeve length, back waist length, pant and skirt length....plus more. Regarding the pant alteration, you will learn how to do alterations for baggy or low seat, full hips or thighs, big tummy, skinny legs, knock knees, bowed legs and more. Every student will have an alteration package to take home with them showing all the alterations that they have done along with their personal full body measurement chart.

Working With Knits Techniques

(3 hours hand on)
SATURDAY: 9:15 am – 12:15 pm
ROOM: Rose
COURSE FEE: \$65
KIT FEE: \$20
 Uncover great techniques for this knit know-how-to workshop. First Ron will cover tips on layout, marking, cutting, interfacing, thread and appropriate needle sizes and types. Followed by a hands-on segment on making samples on seam and hem finishes, stabilizing necklines and shoulder seams; plus cool seam finishes for armholes and necklines and more (all samples that you take home). Come sew the fabric of choice for most people... comfortable to wear, great for traveling, a great staple in your wardrobe and you don't have to iron it!!!



Heather Carruthers

Quilters Haven
 Heather has sewn for nearly her whole life. She began quilting 38 years ago, becoming a very serious quilter 17 years ago. She has been a shop owner for 10 years. Heather particularly enjoys teaching and helping other quilters to move forward with their skills and projects. A Certified Instructor for Marcia Baker, she has taught classes in many techniques from beginner quilting, through borders and bindings to Fractures, Bags and more.

See Behind the Seams

Ron and All His Shirts

SATURDAY: 3:30 pm – 4:30 pm
ROOM: Rose
COURSE FEE: \$28
 Need some construction techniques for shirts? Come learn Ron's popular techniques to sew together a man's shirt or women's blouse. Here is your chance to see it; industrial techniques for such areas as collars, collar band, and double yokes along with tricks to prevent bias yokes from stretching out. Learn about the distinctions in machine needle sizes and needles types along with fast and first class results using fusible interfacing. Get inspired will all his designer details.

Applique Techniques

FRIDAY: 3:30 pm – 4:30 pm
SATURDAY: 10:30 am – 11:30 am
ROOM: Lilac
 Learn how to do several applique techniques the easy way – then Chi Chi Designs floral patterns will be a breeze. Some of the techniques are easy turn, fused, dimensional and easy turn dimensional.

Edmonton Weavers' Guild

The EWG has been providing fibre arts for over 60 years in Edmonton and surrounding areas.

Woven Greeting Card

FRIDAY: 4:45 pm – 5:45 pm

SATURDAY: 1:00 pm – 2:00 pm

ROOM: Rose

Create beautiful handcrafted greeting cards using the tri axel method of weaving. Stunning yet simple designs are easily created. The method is easy and fun and all materials are supplied.



Debra Justice

Labours of Love

www.laboursoflove.com

Debra Justice is an internationally known keynote speaker, video celebrity, author, freelance writer for *Sew News Magazine* and Proprietress of *Labours of Love Heirloom Sewing Supplies* an online sewing boutique. Debra's informative, inspiring, to the point, seminars have made her a favorite speaker and respected sewing expert internationally.



Group Therapy: The Sewing Room Makeover

FRIDAY: 9:30 am – 10:30 am

ROOM: FASHION STAGE

Small changes can make a big difference in your sewing space. With a few pointers on equipment placement and clever ideas for organizing your tools you will sew more efficiently and enjoy your space whatever its size. Discuss lighting, essential tools for each area and clever cost effective concepts for walls, floors, cutting tables, ironing surfaces, storing all "that stuff," practical shelving and more. Get the "correct" measurements for the height of chairs, machines, cutting and ironing surfaces based on your height. Debra will preview NEW notions along with her "tired and true" essentials for trouble free up to date sewing. See a showcase of rooms for ideas and inspiration to get your own makeover started. Links, resources and references provided for action. Maybe it's the space we need to manage, not our time.



Meet Your Feet:

Show and Tell

FRIDAY: 10:45 am – 11:45 am

SATURDAY: 10:45 am – 11:45 am

ROOM: FASHION STAGE

Debra's 'Footwork' column from *Sew News* magazine comes to life in the classroom as she shows a wide variety of presser feet: the standard use and then clever additional uses for each. Learn how to use the feet you already own to the max, and identify the ones worthy of purchase. See the blind hem, braiding, pintuck, darning, bias binder, invisible zipper, flower feet and get solutions for difficult fabrics with the roller, Teflon® and walking feet. Learn to attach pearls and beads, stipple, fix damaged lace and see the button foot attach a variety of buttons, closures and embellishments. Bonus: step back in time with vintage foot "show and tell."

Fabrications: Fabrics with a Mind of their Own


FRIDAY: 1:00 pm – 2:00 pm

ROOM: Lilac

Don't be intimidated by fabrics you love because they have special characteristics. Yes, you can sew them. Simply learn to trouble-shoot problems before they appear. Get the short list on what to expect from a variety of tricky fabrics, followed by easy, practical solutions, techniques and suggestions for tools, needles and feet for trouble free sewing. Discuss a range of fashionable fabrics including various knits, sheers, leather, burlap, oilcloth, denim, fancy, embellished fabrics and popular pile or napped fabrics like corduroy, velvet, terry and

fur. Bonus: Learn to make Oil Cloth and how to personalize your projects with your own printed graphics. A great class full of confidence building "a-ha" moments.

Size Always Matters!



"Size Matters": Needles, Threads and Great Stitches

FRIDAY: 2:15 pm – 3:15 pm

ROOM: Lilac

Get a solid understanding of needle sizes and shapes, and how they interact with various threads and your fabric can ensure smooth stitching every time – no problem! Learn a bit about keeping your machine in good working order with a balanced stitch, and then see just what the right needle in the right size can do for you! Check out the brands, styles, problem solvers and the ones with special uses like the Twin, Triple, Wing, Double Wing, Double Eye, Gold, Microtex, Stretch / Jersey and more. A generic informative class for all brands of machine owners.

15 Sewing Hacks You Should Know

SATURDAY: 9:30 am – 10:30 am
ROOM: FASHION STAGE

Debra has put together an essential set of her favourite “hacks” to easily remedy tricky sewing dilemmas. Save time and get perfect results for mitering corners, sewing rick rack, adding Velcro, making continuous bias and piping and applying it, hem jeans and knits FAST, French seams, smocking with elastic thread, adding seam allowances without a tool, making pattern weights and knocking off your favourite T-shirt pattern. See how quick and easy it is to photo print and laminate your own one of a kind fabrics. Cool clever tricks that make every day sewing even more fun.



Take it to the Next Level: Sew Like a Pro

SATURDAY: 1:00 pm – 2:00 pm
ROOM: Lilac

Debra shares her special, go-beyond-the-basics skills everyone who sews should know. This is a collection of tried and true techniques you’ll use over and over, for both fine-tuned construction and the addition of up-to-the minute, fashion details. Includes French and flat felled seams, perfect topstitching, under stitching, scarf edging, even pleats, “reverse threaded” darts and tucks, regular and invisible zipper installations,

plus making and applying lovely bias neck and arm finishes. Learn about hemming knits, lettuce and picot edges and easy hemstitch applique to round out this group of skills that will provide sewing satisfaction that you’ll use for the rest of your sewing life.

Ruffles Are In!

Getting Girly – Making Ruffles and Sewing Lace

SATURDAY: 2:15 pm – 3:15 pm
ROOM: Lilac

Lace and ruffles add a soft, feminine look to fashions and accessories like nothing else can. With a few guidelines you can easily sew and apply both with ease. Learn a variety of ruffles with the shirring foot and the amazing vintage style ruffle attachment. See how to ruffle fabric and attach it to edges, or apply “floating ruffles” - row upon row in one step! This is fast: no more gathering threads, pins or uneven gathers. Sewing with lace is a breeze with the right thread, stabilizers, needles, stitch options, and techniques. Learn to sew all-over lace yardage for garments, how to apply trims and appliques, tea dying it “vintage,” joining it and even repairing it when necessary. Get the best of both worlds in one inspiring class.



Jeanne Large & Shelley Wicks

The Quilt Patch

Jeanne along with business partner Shelley Wicks, own and operate *The Quilt Patch*, a warm and welcoming quilt shop in Moose Jaw, SK. Canada. These busy ladies not only design and market their own unique line of patterns, but are also authors of the popular Martingale books *Tis the Season* (2010), *Urban Country Quilts* (2011), *Tis the Autumn Season* (2013) and *Here Comes Winter* (2014). Watch for *Here Comes Spring* releasing in February 2015! For more information on these ladies, check out their website: www.thequiltpatch.ca



Inspiration!

Every Which Way But Loose!

FRIDAY: 1:00 pm – 2:00 pm
ROOM: Carnation
SATURDAY: 3:30 pm – 4:30 pm
ROOM: Tulip

Have you struggled with applique? Not sure which method works best with which project? Join us as we walk you through three different applique methods and which stitch best suits your particular needs.

Pre Cut Palooza!

FRIDAY: 3:30 pm – 4:30 pm
ROOM: Carnation
SATURDAY: 11:45 am – 12:45 pm
ROOM: Tulip

Need some ideas and tips on how to use those delicious precuts you have been buying!!? You will leave with some tips and tricks on using these hard to resist packages! Leave your guilt at the sewing room door!



Slim Your Fat Quarters

FRIDAY: 10:30 am – 11:30 am
ROOM: Carnation
SATURDAY: 9:15am – 10:15 am
ROOM: Tulip

Is your fat quarter collection out of control? Do you consistently purchase fat quarters with no plan in mind? Are they taking up space in closets and drawers? Join us, sit back and listen while we give you some great ideas on how to use them up, clean up your stash and move on!

Linda MacPhee

MacPhee Workshop

Linda MacPhee is a leader and innovator in the clothing design and home sewing industries. She is co-founder of MacPhee Workshop, one of Canada's largest design houses and pattern manufacturers. She has over 200 different patterns from outerwear to evening dress to casual. Her television series, "Sew Much Fun" and "Linda MacPhee's Workshop", are currently shown on various networks in Canada as well as on PBS throughout the U.S. She is in demand in both countries as a speaker and teacher.

www.macpheedworkshop.com



Fabulous!

Quick and Easy Christmas Gifts

FRIDAY: 4:45 pm – 5:45 pm

ROOM: Carnation

SATURDAY: 10:30 am – 11:30 am

ROOM: Gardenia

Make this a "make it" Christmas and save all the frustration of tramping the streets/internet for ideas/items....and save a whole pile of money!! Linda has ideas for everyone from Babies to grandparents and all guaranteed to be quick and easy and fun to make and receive. Think baby cowboy boots, simple cover-up jackets/vests for all sizes, the world's easiest shopping bag, great scarves, windsocks, ...again an overload of ideas. **BONUS.....**Try her new "Flat Screen Christmas Tree" ...so simple and so smart!

INSPIRATION 2015 FASHION SHOW!

FRIDAY: 1:15 pm – 2:15 pm

SATURDAY: 12:00 pm – 1:00 pm

ROOM: FASHION STAGE

Come and see what's new in the World of Macphee. You'll experience many "Wow, Why didn't I think of that? moments." See super knits, jazzy jackets, classic coats, instant cover-ups and much more all modelled on real people! It's a FUN action packed don't miss event! Bonus....our latest in Halloween costumes that will blow your mind!



Lori Nowochin

The Crafty Lady

After retiring from teaching 21 years ago, Lori opened The Crafty Lady in Lacombe and has been enabling and educating Central Alberta yarn lovers ever since.

When The Pattern Says Pick Up and Rib

FRIDAY: 10:30 am – 11:30 am

ROOM: Gardenia

SATURDAY: 3:30 pm -4:30 pm

ROOM: Carnation

Learn four techniques for adding ribbing to your knit work, each with their own pros and cons, allowing you to choose the right method for your masterpiece.

Bridal Glove

FRIDAY: 1:00 pm – 2:00 pm

ROOM: Gardenia

SATURDAY: 10:30 am – 11:30 am

ROOM: Carnation

A simple dressy fingerless glove for a special occasion like a wedding or graduation. You will learn to knit with a fabric yarn and cast off with a picot edge.

Arm Knitting

FRIDAY: 4:45 pm – 5:45 pm

ROOM: Gardenia

SATURDAY: 1:00 pm – 2:00 pm

ROOM: Carnation

Learn this quick and easy technique for making a fashionable cowl using a super thick yarn.

Carola Russell

Carola's Thread Company and Quilt Shop.

Carola is always searching for new techniques and can't wait to share them with you! She has been a sewing educator for over 25 years and derives as much pleasure from teaching a technique as learning about and executing a technique. Carola's Quilt Shop and Thread Company is located in Gibsons on the beautiful Sunshine Coast of B.C.



The Needle and Eye

FRIDAY: 9:15 am – 10:15 am

ROOM: Carnation

SATURDAY: 9:15 am – 10:15 am

ROOM: Gardenia

Information for the Modern "Machine Sewist" If sewing on your machine is your bliss (or you wish it were)then join Carola for important tips, tricks, techniques and inspiration to make machine sewing, FUN!

Fold It, Snip It, Rip It

FRIDAY: 11:45 am – 12:45 pm

ROOM: Carnation

SATURDAY: 11:45 am – 12:45 pm

ROOM: Gardenia

Bring ONE Metre of your FAVOURITE Batik Fabric and a pair of SNIPS. We will exchange fabric and challenge ourselves to make an awesome one of a kind piece of fabric. It must be your favourite fabric because you will be keeping most of it!

A great class for all levels of experience

Wovens for Quilts, Garments and Bags

FRIDAY: 2:15 pm – 3:15pm

ROOM: Carnation

SATURDAY: 2:15 pm – 3:15 pm

ROOM: Gardenia

Wovens are fabrics that have been dyed at the yarn stage, later to be woven into cloth. These fabrics are the most primitive types of fabrics, yet made with modern machinery. Come see what you can make with these beautiful tactile fabrics



Lynn Swanson

Brother International Canada Ltd. Lynn Swanson combines her skills as a corporate trainer and her passion for stitching as an Educator with Brother Canada. Lynn has been developing training, sewing, quilting, and dressmaking all her adult life. 4 years ago Lynn discovered the joys of machine embroidery and has now added that to her list of hobbies.

10 Fall Home Décor Projects for Creative Stitches

FRIDAY: 9:15 am – 10:15 am

SATURDAY: 2:15 pm – 3:15 pm

ROOM: Violet

KIT FEE: \$8

"I love to create home décor items for

every season and decorate my home to celebrate every holiday" says Lynn Swanson, Brother Educator. This is the perfect time of year to update your home décor, using the Brother Scan N Cut digital cutter, sewing machine and these great ideas! Join Lynn as she steps you through 10 Home Décor projects that will update your home for the upcoming fall entertaining season. You will have an opportunity to start working on your Autumn Door Wreath in class and take with you the instructions to finish it at home. You won't want to miss this workshop: Autumn Door Wreath, Autumn Leaf coasters, Fallen leaves place mat, Fall leaf Pillow, Pillow wrap, Autumn votive Candle Holders, Thanksgiving Towel Wrap, Thanksgiving Greeting Cards & place cards, Vintage Pumpkin Pillow, Fall gift box

Trendy Clutch

FRIDAY: 2:15 pm – 3:15 pm

SATURDAY: 11:45 am – 12:45 pm

ROOM: Violet

KIT FEE: \$8

Trendy Clutch – Your friends won't be able to identify that this clutch was once a dollar store place mat. Take a dollar store place mat and with a few simple steps turn it into a beautiful and trendy clutch bag. Brother Educator, Lynn Swanson uses the Scan N Cut digital cutter, sewing machine decorative stitches, circular attachment and couching foot to turn a placemat into a clutch bag that your daughter or granddaughter will definitely want to 'borrow' Start your clutch in class and take home all the component parts you need to finish your own trendy clutch.

Is A Machine Embroidery Business for Me?

FRIDAY: 1:00 pm – 2:00 pm

SATURDAY: 1:00 pm – 2:00 pm

ROOM: Violet

Today everyone can use additional income – so what better time than now to start a home-based embroidery business? This is not a franchise or a "get-rich-quick" scheme – but an opportunity to join others who have made money with their embroidery machines. Join Vanessa McRae and Lynn Swanson from Brother Canada as they take you through the steps of the using Brother's state-of-the-art technology to realize your home business dreams including "tricks and tips" on making your business successful!

Learn & Discover

Liz Thompson

Janome & Elna Liz Thompson is the Sales Educator for Janome & Elna Canada and has more than 20 years of experience in the sewing industry. She started sewing when she was a little 9 year old and is an expert with all forms of sewing: garments; heirloom; quilting; using sergers; home decorating & working with embroidery software. Liz will admit to doing about 50/50 garment sewing & quilting when she sews at home. She is very proud of the ribbons she has won at quilt shows, the most recent being for



Excellence in Threadwork at the Quilt Canada National Juried Show in 2012. Liz is also a prolific and passionate blogger - check out <http://janomelife.wordpress.com> (which has more than 600 viewers per day) & <http://elnalife.wordpress.com> for loads of sewing hints, tips, ideas and inspiration.

Anyone Can Be On the Cutting Edge of Crafting, Sewing and Quilting

FRIDAY: 12:00 pm – 1:00 pm

SATURDAY: 1:15 pm – 2:15 pm

ROOM: Fashion Stage

Digital cutters and scanners have been big news in the crafting and scrapbooking world, but did you know that they are also the perfect time-saving accessory for your sewing and quilting projects? The Artistic Edge 15 Digital cutter & plotter, presented by Janome Canada, is at home in any sewists work space, no matter what brand or level of machine that you sew on. Join Liz Thompson to discover why this has become her "can't quilt without" accessory for intricate cutting and applique and get to know some of the many exciting options for personalizing your projects. Explore new avenues of sewing, custom lettered home decor, embroidery, etching, crystal & rhinestone application and much more.



Brenda Topley

Black Sheep Design Studio
 Brenda was born in Saskatoon, SK too many years ago to mention. A saying that she loves to use is "How does it get any better than this?" This saying gives her a great feeling to enjoy each moment as the new one. Brenda has always had a life-long passion for visual arts. The creative process gives her feelings of joy and happiness. She found her niche when she found a product called Paverpol.



Abstract Sculpture with Paverpol

FRIDAY: 3:30 pm – 5:30 pm
SATURDAY: 9:15 am – 11:15 am
ROOM: Violet
COURSE FEE: \$20
KIT FEE: \$17

We will be building and abstract sculpture from paverpol and new paversand. You will go home with a sculpture that you can put outside in your garden for years to come. It's fund, easy and no previous experience is required. How does it get any better than this?



Wendy Van Der Walt

Fabriculous
 Wendy van der Walt is the owner and creator of Fabriculous, Manitoba's Largest Quilt shop, She has been quilting for more years than she cares to admit. She describes her design style as "Middle-aged Modern". Wendy has been travelling and teaching around Manitoba and Saskatchewan for the past 2 years. She is very excited to announce the opening of a second location in the Lakeside resort town of Gimli, Manitoba in the spring of 2016.



Terrific Tuffets

FRIDAY: 10:30 am – 11:30 am
ROOM: Lilac
SATURDAY: 2:15 pm – 3:15 pm
ROOM: Tulip

Super fast, super fun, super impressive! Wendy shares all the tips and tricks you need to quickly create a cool tuffet footstool. Wendy will go through all the supplies needed, and streamline the process for you!

Carol Wasylik

Extraordinary Extras
 Carol is the owner of the store, in business for 18 years and has a wide range of information to share.

Quilt-In-A-Day

FRIDAY: 11:45 am – 12:45 pm
SATURDAY: 11:45 am – 12:45 pm
ROOM: Lilac

Quilt-in-a-Day 2 1/2" wonky strip ruler and the new flying geese ruler are waiting for you to use up your stash. Also showing the Hex-n-More ruler and Twister rulers to create wonderful projects.



THANK YOU
 for attending the
Edmonton

Creative Stitches & Crafting Alive!! Shows





	Lilac	Carnation	Gardenia
9:15 am to 10:15 am		The Needle and Eye Carola Russell	Clarifying Cast-On's Barb Barone
10:30 am to 11:30 am	Terrific Tuffets Wendy Van Der Walt	Slim Your Fat Quarters Jeanne Large	When The Pattern Says To Pick Up and Rib Lori Nowochin
11:45 am to 12:45 pm	Quilt-In-A-Day Carol Wasilyk	Fold It, Snip It, Rip It Carola Russell	Brilliant Bind-Offs Barb Barone
1:00 pm to 2:00 pm	Fabrications Debra Justice	Every Which Way But Loose! Jeanne Large	Bridal Glove Lori Nowochin
2:15 pm to 3:15 pm	Size Matters Debra Justice	Wovens for Quilts, Garments and Bags Carola Russell	Finishing Like a Pro Barb Barone
3:30 pm to 4:30 pm	Applique Techniques Quilters Haven	Pre Cut Palooza! Jeanne Large	
4:45 pm to 5:45 pm		Quick and Easy Christmas Gifts! Linda MacPhee	Arm Knitting Lori Nowochin

Violet	Rose
10 Fall Home Décor Projects Lynn Swanson Kit Fee: \$8	Tailored Jacket Structure \$
	Ron Collins 9:15 - 12:15 pm Kit Fee \$25
Is A Machine Embroidery Business for Me? Lynn Swanson	Pant Alterations and Body Measurements \$
Trendy Clutch Lynn Swanson Kit Fee: \$8	Ron Collins 1:00 - 4:00 pm Kit Fee \$20
Abstract Sculpture with Paverpol \$	
Brenda Topley 3:30 – 5:30 pm Kit Fee: \$17	Woven Greeting Card Edmonton Weavers' Guild



Fashion Stage
Group Therapy 9:30 – 10:30 am Debra Justice
Meet Your Feet 10:45 – 11:45 am Debra Justice
Anyone Can Be On the Cutting Edge of Crafting, Sewing & Quilting 12:00 – 1:00 pm Liz Thompson
Inspiration 2015 Fashion Show! 1:15 – 2:15 pm Linda MacPhee
Creative Ideas for the Season 3:45 – 4:45 pm Cathy McClean

SEMINAR SCHEDULE

Saturday, September 12, 2015

22



HANDS-ON WORKSHOP **\$ EXTRA COURSE FEE REQUIRED**

23

	Lilac	Carnation	Gardenia
9:15 am to 10:15 am		Finishing Like a Pro Barb Barone	The Needle and Eye Carola Russell
10:30 am to 11:30 am	Applique Techniques Quilters Haven	Bridal Glove Lori Nowochin	Quick and Easy Christmas Gifts! Linda MacPhee
11:45 am to 12:45 pm	Quilt-In-A-Day Carol Wasilyk	Beginner Crochet Barb Barone	Fold It, Snip It, Rip It Carola Russell
1:00 pm to 2:00 pm	Take it to the Next Level: Sew Like a Pro Debra Justice	Arm Knitting Lori Nowochin	
2:15 pm to 3:15 pm	Getting Girly Debra Justice	Spool Knitting Barb Barone	Wovens for Quilts, Garments and Bags Carola Russell
3:30 pm to 4:30 pm		When the Pattern Says to Pick Up and Rib Lori Nowochin	

Violet	Rose	Tulip	Fashion Stage
Abstract Sculpture with Paverpol Brenda Topley 9:15 – 11:15 am Kit Fee: \$17	Working with Knits Techniques Ron Collins 9:15 - 12:15 pm Kit Fee \$20	Slim Your Fat Quarters Jeanne Large	15 Sewing Hacks 9:30 – 10:30 am Debra Justice
Trendy Clutch Lynn Swanson Kit Fee: \$8			Meet Your Feet 10:45 – 11:45 am Debra Justice
Is A Machine Embroidery Business for Me? Lynn Swanson	Woven Greeting Card Edmonton Weavers' Guild	Pre Cut Palooza! Jeanne Large	Inspiration 2015 Fashion Show! 12:00 – 1:00 pm Linda MacPhee
10 Fall Home Décor Projects Lynn Swanson Kit Fee: \$8		Terrific Tuffets Wendy Van Der Walt	
	Ron and All His Shirts Ron Collins 	Every Which Way But Loose! Jeanne Large	

We give you four easy ways to register:

Online: www.CreativeStitchesshow.com

Phone Toll Free: 1-855-723-1156

Fax Toll Free: 1-855-361-2526 (Visa / MasterCard signature required)

Mail: Completed registration form and payment to:
Creative Stitches and Crafting Alive
#218, 7710 5th Street SE. Calgary, AB T2H 2L9



IMPORTANT INFORMATION:

- All tickets are non-refundable. We are not responsible for lost, forgotten or unused tickets.
- Advance Phone/Fax/Mail ticket requests will be confirmed by email and held for pick up at the show.
- Purchase tickets online, by phone, mail or fax or in person at the show
- Doors to the exhibit hall do not open till 9 am.
- The Creative Stitches & Crafting Alive Show reserves the right to substitute an instructor if necessary.
- Please turn off cell phones when participating in the seminars.
- Food facilities will be available on site.
- There will be no coat check services available at this venue, please make alternate arrangements.

Come be a part of our next shows in:

Calgary
September 25 & 26, 2015

Abbotsford
March 18 & 19, 2016



For more information, please visit
www.creativestitchesshow.com



Ticket Order Form:

name: _____
address: _____
city: _____ prov: _____ postal: _____
phone: _____ email: _____

Advance Admission Pricing:

	Advance	at the Door	
2 Day Adult Pass:	\$15.00	\$18.00	<input type="checkbox"/>
1 Day Adult Pass:	\$10.00	\$12.00	<input type="checkbox"/>
2 Day Senior/Student Pass:	\$12.00	\$15.00	<input type="checkbox"/>
1 Day Senior/Student Pass:	\$8.00	\$10.00	<input type="checkbox"/>
Children 6yrs - 12yrs: (6 and under no charge)	\$2.00	\$2.00	<input type="checkbox"/>

Featured Classes:

Friday, September 11

- Tailored Jacket Structure 9:15-12:15 pm \$65.00
3 hours hands-on. Limited to 20 people. Sewing machine required. Kit Fee \$25
- Pant Alterations and Body Measurements 1:00-4:00 pm \$65.00
3 hours hands-on. Limited to 20 people. Sewing machine required. Kit Fee \$25
- Abstract Sculpture with Paverpol 3:30-5:30 pm \$20.00
2 hours hands-on. limited to 20 people, Kit Fee \$17

Saturday, September 12

- Working With Knits Techniques 9:15-12:15 pm \$65.00
3 hours hands-on. Limited to 20 people. Sewing machine required. Kit Fee \$20.
- Ron and All His Shirts *one hour lecture* 3:30-4:30 pm \$28.00
- Abstract Sculpture with Paverpol 9:15 - 11:15 am \$20.00
2 hours hands-on. limited to 20 people, Kit Fee \$17

TOTAL: _____

Payment Methods:

Kit fees are payable to instructor on day of seminar

visa mastercard cheque *make cheques payable to CanNorth Shows Inc.*
card #: _____ cvn: _____ ex: _____
signature: _____

The Great Canadian Scrapbook Carnival

Learn Scrapbooking From the Best!

Presented by:



CANADIAN SCRAPBOOKER™

Canada's Paper Crafting Magazine

Register today for the crop and/or classes!

The following events are run by Canadian Scrapbooker Magazine. Registrations MUST be made in advance. Register online www.canadianscrapbooker.ca or call 403-809-4888.

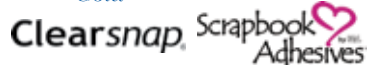
Sponsors

A big THANK YOU to our Sponsors! This event would not be possible without them!

Platinum



Gold



Christy Riopel

Instructor Christy Riopel is fun, energetic, and wildly creative. As a wife and a mother of two daughters, it's amazing that somewhere in between the carpooling and mountains of laundry; she finds time to be a Contributing Writer for Canadian Scrapbooker Magazine and an industry leading paper crafting instructor. Christy has taught with her own entertaining style of creative escapism internationally at many industry leading events like CHA, Crop and Cruise, Crop for Kids, Camp Croppin, Scrapfest, and The Great Canadian Scrapbook Carnival and has worked for some of the leading companies in the industry like Westcott, BasicGrey, Carta bella, Echo Park, and Prima Marketing. www.christyriopel.blogspot.com

Kelly Klapstein

"Paper and paste are good for the soul" is Kelly's crafting motto. Ever since she was a child, Kelly has created scrapbooks and paper crafts. She loves being part of the Canadian Scrapbooker team, as a contributing writer, and she enjoys designing and teaching at local scrapbook stores as well as at special events. Kelly's witty sense of humour along with her eclectic style is sure to fill your class with laughter as your creative process is set into motion. www.kellycreates.blogspot.ca



Cathie Allan

You have seen her techniques in Canadian Scrapbooker Magazine and Scrap & Stamp Arts over the past 16 years. Here's your chance to get up-close-and-personal in these 'technique rich' classes which will change the way you look at your collection of rubberstamps. Come play, giggle and oh! yes!...be prepared to get inky! www.canadianscrapbooker.ca/cathie

Friday, Sept 11 | Scrapbook Classes

Register online at Canadian Scrapbooker Magazine
www.canadianscrapbooker.ca or call 403-809-4888

Joyful Tidings

Instructor: Cathie Allan

Time: 8:30am – 12:00pm (3.5 hours)

Fee: \$45.00

Let your tree or mantle glisten by adding some delightful handmade flavour. In this class you will create a gorgeous garland and matching pocket card with stamps, stencils, ink and a bevy of Cathie Allan techniques that can be used over and over again on all your crafting projects. Let your Christmas stamping season begin with ideas and techniques from this technique rich class.



Double the Fun Layout Class

Instructor: Kelly Klapstein

Time: 12:30pm – 3:00pm (2.5 hours)

Fee: \$35.00

Based on Kelly's popular article "Double the Fun" in Canadian Scrapbooker magazine, this class will show you how to use a sketch to maximize its design potential. Using Pink Paislee and Bazzill papers, you will leave with 2 double layouts (or 4 single pages) or even a combination of both. You will create some fun chalkboard effects, learn an easy watercolour technique and discover some doodling tricks. Come find out how simple it is to make spectacular page elements that WOW!



Art Journal Technique Workshop

Instructor: Christy Riopel

Time: 3:30pm – 6:00pm (2.5 hours)

Fee: \$40.00

This is a great way to warm up your creativity for the weekend and learn a few techniques. You will dabble in the world of art and play as Christy guides you through completing a few art journal pages. This class is great for beginners or the well-seasoned art journaler, and no artistic skill is required, just a willingness to get messy and try new things.



REGISTER TODAY for our 2-day crop and/or classes.
Details at: www.canadianscrapbooker.ca or call 403.809.4888

Saturday, Sept 12 | Scrapbook Classes

Register online at Canadian Scrapbooker Magazine
www.canadianscrapbooker.ca or call 403-809-4888

The Circles of Life

Instructor: Cathie Allan

Time: 8:30am – 12:00pm (3.5 hours)

Fee: \$45.00

Layer after beautiful layer, this project builds itself into a wonderful card/mini album for a very special birthday. Add colour without markers to create these funky, fun flowers quickly and easily. As with all of Cathie's techniques they may be used over and over again on all your crafting projects.



Mixed Media Layout Class

Instructor: Christy Riopel

Time: 12:30pm – 2:30pm (2 hours)

Fee: \$30.00

Play with Spellbinder Dies and Embossing folders to build a custom page with just some simple supplies. This class is technique heavy and can be customized to fit your picture. That means you don't want to forget to bring a 4x6 picture to class so you can pick your colours to match. We will be playing with metal tape, IZink Inks, gesso and getting messy.



Background Extravaganza Technique Tags

Instructor: Christy Riopel

Time: 3:00pm – 4:30pm (1.5 hours)

Fee: \$30.00

This class is for card makers, art journalers and scrapbookers that love to play and create interesting background techniques. In this quick paced class we will make as many tags as we can, each pulled from the depths of Christy's creative mind and art background while playing with art mediums, paint, sprays and a few surprises!! You will also be given a sticker with instructions so you can label each tag and repeat the process at home on your very own projects.



8th Annual

The Great Canadian Scrapbook Carnival

SEPTEMBER 11 & 12, 2015
MILLENNIUM PLACE, SHERWOOD PARK



Presented by:

CANADIAN
SCRAPBOOKERTM
Canada's Paper Crafting Magazine

- Marketplace open to all
- 2-Day Crop Packages*
- Make and Takes galore
- On-site layout contest open to all
- Exceptional classes*
- Fun and inspirational

This amazing paper crafting
carnival takes place *within*
the Creative Stitches
and Crafting Alive Show!

*Look inside for details about 2-day crop and/or classes.

**Pre-registration is required for all crop and classes by contacting
Canadian Scrapbooker via www.canadianscrapbooker.ca or calling 403-809-4888.
REGISTER TODAY!**