



Western Canada's
LARGEST

Sewing & Crafting
Event is Back!

CREATIVE
STITCHES
& CRAFTING
A ♦ L ♦ I ♦ V ♦ E

Edmonton
September 9 & 10

Fri 9am – 6pm | Sat 9am – 5pm

Purchase Tickets in Advance to Save!

For more information, please visit

www.creativestitchesshow.com

1-855-723-1156

info@cannorthshows.com

FIBRE FASHION INSTITUTE

IN THE HEART OF DOWNTOWN CALGARY

EXPERIENCE OUR UNIQUE PROGRAMS

- Costume Cutting
- Fashion Apparel
- Fashion Marketing

Apply today at oldscollege.ca/fashion



Designer: Brianna Marjon, The Fashion Institute, Olds College
Model: Bronwyn McDonald, Artists Within Hair and Make up: Satoko Suzuki, Artists Within
Photographer: Courtney Wong, ACAD



AT THE HEART OF EVERY DESIGN IS BEAUTIFUL FABRIC

Fibre Week in June features short workshops, fleece shows, a merchant mall, evening activities and our famed Master Spinner and Master Weaver programs.

Learn more at oldscollege.ca/fibre

FIBRE ARTS AND FIBRE WEEK

 @oldscollege
 Olds College
 olds.college


OLDS COLLEGE 1913
Professional & Continuing Education

The **FASHION INSTITUTE**
by OLDS COLLEGE

WELCOME TO THE 2016 EDMONTON CREATIVE STITCHES & CRAFTING ALIVE!! SHOW!

3

CanNorth Shows Inc. is extremely excited to bring you the 2016 Creative Stitches & Crafting Alive!! ... Shows!!

We would like to take this opportunity to Thank You for your support and we are looking forward to some of the best shows yet!!

Whether you are looking to shop for those hard to find items or wanting to increase your knowledge in taking one of the more than 70 hours of classes, seminars and free stage shows offered over the two days!

Visit us at www.creativestitchesshow.com

Hotel Info

Holiday Inn

2100 Premier Way, Sherwood Park, AB
Connected to Millenium Place

\$105 per night + taxes

780-464-4900

www.holidayinn.com



Holiday Inn

Venue Address

MILLENNIUM PLACE

2000 Premier Way, Sherwood Park, AB T8H 2G4

Table of Contents

Free Demos & Features	4 - 5
Feature Classes	6 - 10
Bios & Seminars	11 - 21
Schedule	22 - 25
Register in Advance	26
Seminar Registration Form	27
Canadian Scrapbooker	28 - 32



THE FOCUS ON FIBRE ARTS ASSOCIATION

The Focus on Fibre Arts Association booth will feature demonstrations from its member guilds:

- Edmonton Rug Hooking Guild (ERG)
- Edmonton Needlecraft Guild (ENG)
- Edmonton and District Quilters' Guild (EDQG)
- Edmonton Weavers' Guild (EWG)
- Alberta Council for Ukrainian Arts (ACUA)
- Black Gold Quilt Patch Guild (BGQPG)

Friday, September 9

9:00 - 11:00	ERG Rug Hooking; ENG Goldwork; EDQG Baltimore Album Quilt; EWG Spindling
11:00 - 1:00	EWG Weaving; EDQG Self-Binding Baby Blanket; ENG Crochet & Cross Stitch; ERG Rug Hooking
1:00 - 3:00	ENG Punch Needle & Beading; ERG Tambour Rug Hooking; EDQG Hexies
3:00 - 6:00	ENG Silk Ribbon Embroidery; ERG Rug Hooking & Punch Rug Hooking; ACUA Motanka Dolls

Saturday, September 10

9:00 - 11:00	EDQG Miniature Paper-Piecing; ENG Photo-Realistic Cross-Stitch; EWG Carding Fleece; ERG Tambour Rug Hooking
11:00 - 1:00	ENG Punch Needle; ERG Rug Hooking; EDQG Canada 150 Blocks; EWG Carding Fleece
1:00 - 3:00	ENG Canvaswork; EDQG Appliqué Blocks; EWG Weaving - Saori or Rigid Heddle & Viking Knitting
3:00 - 6:00	ENG Chain Stitch & Variations; EDQG Hand Appliqué; EWG Weaving & Felting; BGQPG Quilting

N. JEFFERSON

N. Jefferson will be on the show floor presenting free demos showcasing some of the new and trendy up and coming products.

DAYS FOR GIRLS

“Every Girl · Everywhere · Period!”

Did you know that in many countries around the world young women do not have access to healthy solutions to feminine hygiene products? This IS changing because of DAYS FOR GIRLS. Join us to and learn how to sew kit components, and do your bit to be part of this amazing solution. Visit www.daysforgirls.org



Quilts of Valour are quilts made by quilters across the country for injured military personnel on their return to Canada and to our veterans. Thanks to the efforts of quilters, 3000 quilts have been delivered to our injured service members and to veterans.



Come learn about us on the stage:
Friday at 1:15pm and Saturday at 2:30 pm

METAL DESIGNZ

Pop by our booth and join us for a free lesson in basic chainmail jewellery making. We will show you how to correctly open and close jump rings, and teach about tools, and jewellery cleaning techniques!

One Ring at a Time!





Ron Collins

Ron Collins is Canada's best known sewing personality and is adored as a designer, speaker and teacher. He has inspired audiences on HGTV, Sew Perfect, Life Network, CTV, Eyes on Toronto and has been featured in Vogue magazine. Together with Power Sewing icon, Sandra Betzina, they have produced 12 DVDs including a 2015 release of a fabulous 5 DVD box set series on tailoring for both men and women. Their on line web show that debuted in 2009 has received great reviews and features over 200 episodes.



Pattern Alternations and Choosing the Correct Size for the Right Fit

(3 hours hands on)

FRIDAY: 9:15am – 12:15pm

ROOM: Rose

COURSE FEE: \$65

KIT FEE: \$20

In this hands on workshop you will learn how to identify the fitting problems and how to solve them. Ron will show how to correct fitting problems regarding sloping and square shoulders, large bust, high and low bust, removal of a bust dart, broad and round upper back, sway back or down-sloping back waistline, large upper arm, tight armholes, flat seat and many more. Every student will have an alteration package to take home with them showing all the alterations that they have done. Ron will give you the inside answer on what pattern companies run larger and which ones tend to run true to measurements. He will also explain how much wearing ease you need in all garments from close fitting, fitted, semi fitted, loose fitted and very loose fitted. Take the guess work out of trying to choose what size garment by finding the “finished garment measurements” and not using the sizes on the back of the pattern envelope. See the difference in sizing charts in major pattern companies and how to choose the right size for you and how to avoid disappointment in fitting.

Perfection!!

Designer Finishes

(3 hours hands on)

FRIDAY: 2:30 pm – 5:30 pm

SATURDAY: 9:15 am – 12:15 pm

ROOM: Rose

COURSE FEE: \$65

KIT FEE: \$20

****SEWING MACHINE REQUIRED****

Create 17 reference samples in this information-packed class! Do a total of 12 different seam finishes. Seven of them are non-serged, which includes Hong Kong, Bound, Flat Fell, French and Striped, along with a great way to finish off underlined pants with a Double French Seam. Learn also how to make 142" of continuous bias tape at 1¾" wide out of 16½" square of fabric for some of these great seams. Plus, make a fake flat fell seam, reinforced seam, and a finished pressed open seam as well. Make an unbelievable dart and pleat using one thread on your sewing machine, using only your bobbin thread in your sewing machine; great for shear fabrics or a designer detail.

Perfecting Pockets

(1 hour lecture)

SATURDAY: 2:15 pm – 3:15 pm

ROOM: Rose

COURSE FEE: \$25

Running back to the store to buy more fabric because you messed up that welt pocket using pattern instructions? After learning Ron's welt pocket techniques you will be able to sew a single, double and triangle welt pocket, with or without flaps.

Also see how to make an invisible patch pocket that is fully lined and will

last the test of time with no visible top-stitching or hand stitching on the right side. Problems with rounded patch pockets corners or zipper pocket? Not any more after this class! Show off those perfect pockets doesn't avoid them.

Inspiration!

Behind the Seams with Interfacings and Underlining

SATURDAY: 3:30 pm – 4:30 pm

ROOM: Rose

COURSE FEE: \$25

Ron will reveal it all when it comes to interfacing, lining and underlining in his garments. Have you ever found a fabric you loved, but it was too lightweight or drapery for the garment you wanted to sew? Do you have a love/hate relationship with linen because it's great to work with, but always creased when you wear it? Ron will show how to solve these problems with underlings and how to stabilize other loosely woven fabrics and strengthen delicate ones, using lining and interfacing. Sew in, fusible, non-woven, woven, welt, knit, and hair canvas. Everyone has been overwhelmed with all the different types and weights of interfacings on the market at one time or another. In this class find out which ones are right for your garment. Problems with puckering interfacing? Discover which manufacturers have preshrunk their interfacing and which ones have not.

Trish Van Vliet

Trish began sewing at an early age and her sewing business has given her many areas of expertise throughout the 25 plus years. These include children's wear, home décor, fashion and formal wear including bridal, dance and skating apparel as well as offering alterations for just about everything. Her dedication and hard work ethic to making sewing popular and fun again is her main focus in these classes as well as learning as much as you can to feel more accomplished in your early sewing days. Trish teaches the Kids Sewing Company program in the Lower Mainland and privately for several years now with great results as the kids keep coming back to get their levels.

Sewing machines for the following classes are provided by Johnson's Sewing Centre and Quilter's Dream

The Staple Dress

– **By April Rhodes**

FRIDAY: 9:15 am – 11:45 am

SATURDAY: 9:15 am – 11:45 am

**ROOM: Johnson's Sewing /
Quilter's Dream**

COURSE FEE: \$40, machines provided

KIT FEE: \$18

As seen in the Fall 2014 issue of Stitches Magazine! Trish will take you through this simple pattern with lots of possibilities! Make simple adjustments to fit the dress for your shape, cut and get started using easy techniques for quick, satisfying results. This pattern will have you sewing it many times over again while exploring multiple fabric choices!



Kids Sewing Level 1 (For kids aged 8-13)

SATURDAY: 12:00 pm – 2:15 pm

**ROOM: Johnson's Sewing /
Quilter's Dream**

COURSE FEE: \$25

KIT FEE: \$5

This basic approach to sewing provides hands on information on machine basics, safety in your workspace, use of an iron, fabric basics, sewing symbols and completion of a drawstring bag. This class will give the young sewer the basics to start on the journey into the sewing fashion world.



Fabulous!

Kids Sewing Level 2

(For kids aged 8-13)

SATURDAY: 2:30 pm – 4:45 pm

**ROOM: Johnson’s Sewing /
Quilter’s Dream**

COURSE FEE: \$25

KIT FEE: \$5

This class is designed for young sewers who know their way around a machine and the basics of sewing. They will create a one-of-a kind bag using machine stitches to embellish the bag. Learn how to cut out the bag with a pattern, line a bag easily and create simple handles. This pattern is sure to be a hit as you can make it over and over again to create many bags for family and friends using your creativity!



**Modern Silouette Vest
- By Amy Barickman –
Indygo Junction**

FRIDAY: 12:00 pm – 2:30 pm

**ROOM: Johnson’s Sewing /
Quilter’s Dream**

COURSE FEE: \$40, machines provided

KIT FEE: \$18

One of Indygo Junction’s most popular patterns. Come and create a one of a kind vest to suit your style and personality! Long or short version you decide. A vest is a perfect style choice for our west coast weather. Rediscover the vest - where style meets comfort!

Petite Stitched Purse

FRIDAY: 3:00 pm – 5:30 pm

**ROOM: Johnson’s Sewing /
Quilter’s Dream**

COURSE FEE: \$40, machines provided

KIT FEE: \$18

This little clutch is the perfect canvas for displaying machine stitches or hand embroidery. The unique closure is built into the handle. This easy to make bag measures 12x6”, uses less than ½ yard each of outer & lining fabric, and features an inside pocket. Choose machine stitched and grid quilting embellishment instructions on solids or use a traditional quilting method for a print fabric. Recycled denim instructions included in supply list when signing up. Suitable for the confident beginner - ages 14 and up.



Spectacular!!



Karen Bialik

Karen has been quilting and sewing since her preschool years. She designs quilts for Northcott and Timeless Treasures in addition to running “The Fabric Addict” store with her husband Gary. www.fabricaddict.net

Trunk Show

FRIDAY: 10:45 am – 11:45 am

2:30 pm – 3:30 pm

SATURDAY: 10:45 am – 11:45 am

1:15 pm – 2:15 pm

ROOM: Fashion Stage



Ingrid Machtemes

Quiltessential Co. Inc.

Ingrid Machtemes has been creating since she was a little girl. As a teenager she started with a love of quilting and pottery. As time and children allowed, her interests increasingly returned to quilting. The love affair was instant, and all-consuming. Ingrid designs her own quilt patterns and teaches quilting classes. She had been doing this through continuing education courses and her home business for several years before she made the leap into a full-fledged corporation. She opened Quiltessential Co. as a store in 2004 in downtown St. Albert, and has since expanded into her current location: a former gas station located at 100 McKenney Avenue, St. Albert.

*Remarkable
Craftsmanship*

Hunter Star

FRIDAY: 10:30 am – 11:30 am

SATURDAY: 9:15 am – 10:15 am

ROOM: Tulip

Make this popular quilt the fast way. All star points magically match. Many sizes and variations can be made and it is simple to sew.



Jelly Roll Madness

FRIDAY: 2:15 pm – 3:15 pm

SATURDAY: 2:15 pm – 3:15 pm

ROOM: Tulip

Do you have leftover jelly rolls or strips? If you want ideas on how to use 2 ½” strips in fun and beautiful ways come and see this class! Work smarter, not harder and have more fun.





Linda MacPhee

MacPhee Workshop

Linda MacPhee is a leader and innovator in the clothing design and home sewing industries. She is co-founder of MacPhee Workshop, one of Canada’s largest design houses and pattern manufacturers. She has over 200 different patterns from outerwear to evening dress to casual. Her television series, “Sew Much Fun” and “Linda MacPhee’s Workshop”, are currently shown on various networks in Canada as well as on PBS throughout the U.S. She is in demand in both countries as a speaker and teacher.

www.macpheeworkshop.com

Don’t Fuss with Fitting!

FRIDAY: 2:15 pm – 3:15 pm

SATURDAY: 3:30 pm – 4:30 pm

ROOM: Gardenia

Garment sewing has evolved into simple shapes and lines that flatter all figure types. Linda has jackets that make you appear slimmer, and cover-ups, t-shirts, dresses and pants that all

camouflage those unwanted curves. See how sewing knits is a breeze and wearing them is a treat! A must... for straight forward garment sewing inspiration.

Inspiration 2016

Fashion Show!

FRIDAY: 9:15 am – 10:15 am

12:00 pm – 1:00 pm

SATURDAY: 9:30 am – 10:30 am

12:00 pm – 1:00 pm

ROOM: Fashion Stage

Come and see what’s new in the World of MacPhee. You’ll experience many “Wow, why didn’t I think of that?” moments. See super knits, jazzy jackets, classic coats, instant cover-ups and much more all modelled on real people! It’s a FUN action packed don’t miss event! Bonus...our latest in Halloween costumes that will blow your mind!



Upcycle Your Way to High Fashion

FRIDAY: 10:30 am – 11:30 am

SATURDAY: 2:15 pm – 3:15 pm

ROOM: Violet Room

It's so exciting to start with an array of unused, unwanted clothing and create a better, brand new wardrobe that works. Make new t-shirts from your existing collection or turn sweaters into jackets... nothing is unusable!

Jeans and ties can be transformed into purses, vests and even jewellery while shirts can become aprons or cushions or even birds. Linda will motivate you to get going and get sewing and inspire you to see what's old can be new again!

Amazing!



Cathy McClean

Notion and Product Specialist, a Certified Sulky Educator and all round notion expert. Cathy McClean's sewing career spans over 35 years, leading to guest appearances on television, sewing shows and conventions across Canada and the United States.

Stabilizers 101

FRIDAY: 1:00 pm – 2:00 pm

ROOM: Tulip

Why do I need a stabilizer and when do I use them? With so many types of stabilizers out there how do I choose the right one for my project? What's the difference between cut away, wash away, tear away and heat away? So many questions! Join Cathy for all the answers!

It's All in the Needle!

SATURDAY: 10:30 am – 11:30 am

ROOM: Gardenia

For professional results the right needle is crucial. Cathy shares insider tips from 35 years of sewing and sewing machine service experience. From universal, topstitch, twin and triple to easy to thread and of course the all important hemstitch needle, Cathy gets to the point! Gain the confidence to make the right needle choices for different types of thread and fabric and receive an excellent reference handout.





Leona Ohland

Your Sewing Store

Having retired from two very successful businesses, Leona Ohland is chasing the quilters dream. She is now the owner of a beautiful little fabric business called “Your Sewing Store” in Cold Lake, Alberta. The store is known for its broad range of fabrics and notions. The store caters strongly to the novice and beginner quilter and Leona spends many hours teaching and helping new quilters reach their potential.

Panels with Pizzazz

FRIDAY: 11:45 am – 12:45 pm

SATURDAY: 11:45 am – 12:45 pm

ROOM: Tulip

Whether bordering a wall hanging, sewing a baby blanket or building a quilt, panels with borders are a fast and easy way for beginners to accomplish a work of art. From single centre piece panels to pillow panels, Leona will share the unique methods of completing the project. Leona’s colour coordination and her design simplicity skills make her approach to quilting with panels and borders fit well into the “KISS” principle “keep it simple and straightforward”.

Beverly Oliwa

Beverly, a certified instructor, has been teaching for over 2 years in her home studio in Edmonton. She brings her love of being creative to the classroom and her years of working with fabric when she was a seamstress have created the perfect match to be working with paverpol.

Sculpting with Fabric

FRIDAY: 3:30 pm – 5:30 pm

SATURDAY: 9:15 am – 11:15 am

ROOM: Violet

COURSE FEE: \$20

KIT FEE: \$20

This is your chance to discover how easy it is to create fantastic outdoor sculptures with T-shirt material and Paverpol, a non-toxic water based textile hardener. No experience is needed for this 2 hour class and even better, you really don’t have to be creative! During the class a domestication will be given on how to paint the silver highlight at home.





Carola Russell

*Carola's Thread Company
and Quilt Shop*

Carola is always searching for new techniques and can't wait to share them with you! She has been a sewing educator for over 25 years and derives as much pleasure from teaching a technique as learning about and executing a technique. Carola's Quilt Shop and Thread Company is located in Gibsons on the beautiful Sunshine Coast of B.C.

Scrap Happy – Stash Busters

FRIDAY: 9:15 am – 10:15 am

ROOM: Tulip

SATURDAY: 2:15 pm – 3:15 pm

ROOM: Gardenia

We all want to use up our fabric stash, and mountain of scraps. We need them gone!

Join Carola for the Projects, the Organizing and the Colour Sense. See all the techniques, supplies, materials and ideas, to turn “Scraps into Quilts & Gifts!”

Creative Mosaic Textile Art Quilt

FRIDAY: 12:30 pm – 2:00 pm

SATURDAY: 12:30 pm – 2:00 pm

ROOM: Rose

Kit Fee: \$5

Open the door to your creative artistic side. Join Carola for a playful 1½ hour to make a one of a kind piece of art. Frame it, quilt it or let it be the beginning of so much more.



Encore!

Fold It, Snip It, Rip It

FRIDAY: 3:30 pm – 4:30 pm

ROOM: Tulip

SATURDAY: 9:15 am – 10:15 am

ROOM: Gardenia

Bring ONE Metre of your FAVOURITE Batik Fabric and a pair of SNIPS. We will exchange fabric and challenge ourselves to make an awesome one of a kind piece of fabric. It must be your favourite fabric because you will be keeping most of it!

Last minute attendees can purchase a one metre batik at Carola's booth, and you are in!

This year we invite everyone who participated last year to come back with their finished and unfinished project. (Bring your camera!) Spectators welcome. In this class we will also have time to talk about working with narrow 1/8" seams. All the secrets to success when working with challenging techniques and projects that require skills that you may not have acquired yet. Stitch like the pros!



Lorna Shapiro

Quilter's Dream Fabrics

Lorna Shapiro spent a 33 year career primarily using "left brain" functions with 22 years in the field of Information Technology and 11 years as an Associate Dean at BCIT. Post retirement, the "right brain" kicked in, passion took over and Quilter's Dream Fabrics was born. Working with Asian fabrics, batiks, silk and quilting cottons has left her with the best quilter's stash imaginable!

www.quiltersdreamfabrics.com

Learn & Discover



What I Wish Someone Had Told Me When I Started Quilting!

FRIDAY: 9:15 am – 10:15 am

SATURDAY: 11:45 am – 12:45 pm

ROOM: Gardenia

If you're a relatively new quilter, you may have already experienced a moment or two when you discovered some technique and thought to yourself "I wish someone had told me that so I didn't have to wait so long to learn it!" Each of us probably has our own list of those things, and I've assembled my list and hope to spend an hour sharing it with you. And I also hope you'll bring your favourite piece of hard-earned knowledge to share with the rest of us!

On Beyond Printed Cotton – Yarn Dyes and Silks in Quilts

FRIDAY: 2:15 pm – 3:15 pm

SATURDAY: 3:30 pm – 4:30 pm

ROOM: Gardenia

Quilters are, without exception I'd say, tactile people. The "feel" of fabric means as much to us as the "look". Most of us work first with printed or dyed cotton fabrics when we start quilting. As we explore our creative side, we try new designs, new piecing techniques and new quilting techniques. On beyond those frontiers lies the world of fabrics that bring the element of texture into your quilts. This seminar will introduce you to the characteristics of woven cotton yarn dyes, vintage kimono silks, and Dupioni silks. We'll show you examples of these fabrics, let you get the feel of them, and discuss how to use them successfully in your quilts. Expand your understanding of fabric and learn how to utilize these materials to add new dimensions to your quilts.

Gorgeous!



Melissa Smith

Quincy's Quilting

Melissa began hand embroidery at the age of eleven. She has been teaching adults for over 20 years. Melissa is a big fan of hand needlework, applique, and paper pieced quilting. Her engaging teaching style is informative and entertaining. Melissa demos and teaches workshops at guild meetings, retreats and quilt shows across Western Canada. She is dedicated to demystifying the quilting process for both new and experienced quilters.

Learning Redwork the Fun & Easy Way

FRIDAY: 9:15 am – 10:15 am

SATURDAY: 1:00 pm – 2:00 pm

ROOM: Lilac

Kit Fee: \$7.50

Redwork is the perfect project to have on hand whenever you need a quick, easy and portable project. In this session we will learn a step-by-step process for Redwork projects.

Scrapbooking for Quilters

FRIDAY: 1:00 pm – 2:00 pm

SATURDAY: 3:30 pm – 4:30 pm

ROOM: Lilac

Scrapbooking for Quilters teaches participants how to use traditional scrapbooking techniques to create beautiful memory quilts that can be enjoyed everyday.

Celebrate Canada’s Sesquicentennial with Fun & Easy Quilt Projects

FRIDAY: 3:30 pm – 4:30 pm

SATURDAY: 9:15 am – 10:15 am

ROOM: Lilac

Kit Fee: \$5

Canada celebrates its 150th birthday in July 2017. In honour of the country we all love so dear, this class will provide you with step by step instructions for four fun and easy quilt projects with Canada as the central theme.

Lynn Swanson

Brother International Canada Ltd.

Lynn Swanson combines her skills as a corporate trainer and her passion for stitching as an Educator with Brother Canada. Lynn has been developing training, sewing, quilting, and dressmaking all her adult life and four years ago Lynn discovered the joys of machine embroidery which has now added that to her list of hobbies.

Update and Create Your Own Fall and Holiday Décor

FRIDAY: 11:45 am – 12:45 pm

SATURDAY: 1:00 pm – 2:00 pm

ROOM: Violet

“I love to create home décor items for every season and decorate my home to celebrate every holiday”.

This is the perfect time of year to start thinking about fall and holiday decorating. Join Lynn as she takes you through the process of incorporating sewing, quilting, crafting and creating your own fall and holiday décor for the upcoming entertaining season.

Whether you are a sewer, quilter, paper or multi-media crafter, Lynn has ideas for you. You will leave the workshop with a beautiful candle holder or gift box - perfect item to add to your holiday decor. You do not want to miss the workshop!



Autumn Leaves

FRIDAY: 1:00 pm – 2:00 pm

SATURDAY: 11:45 am – 12:45 pm

ROOM: Violet

Join Lynn as she walks you through the steps of how to make these beautiful leaf corsages that can be incorporated into your autumn and holiday fashion and decorating plans. There will be hands on opportunities in this class to start making your own leaf corsage.





Liz Thompson

Janome & Elna

www.janome.ca

With 25 years of full time involvement in the sewing industry, Liz has gained a wealth of knowledge and experience. She is passionate about all forms of sewing, especially quilting and garment sewing. Her biggest challenge is finding enough time to complete the many projects she has buzzing in her head or in sitting waiting in her UFO stash! For the past 15 years, she has been traveling and teaching across North America & in Japan. Liz is the Janome and Elna Educator for Western Canada and regularly visits dealer's stores and attends sewing and quilt shows across Canada. She is also an enthusiastic blogger for the very popular [janomelife](http://janomelife.com) blog which offers interesting and informative sewing machine information to sewers and quilters around the world.

<http://janomelife.wordpress.com>

Come Be Inspired!

Zippertastic

FRIDAY: 10:30 am – 11:30 am

SATURDAY: 2:15 pm – 3:15 pm

ROOM: Lilac

Liz comes loaded with the lowdown on all things zipper – which really is not as scary and difficult as you might think! From their practical application to their new found focus on fashion. Discover tips for quick NO FUSS inserting of zippers; what zipper to use for different applications and options for non-opening focal fashion styles. Liz will throw in some fun and funky zipper projects, and lots of information that's not just open and shut! Notes will be available by email after the show for those attending the class.



Sandra Vavrek

Sandra has been doing handicrafts most of her life since her dad taught her to knit when she was about 6 and her grandmother taught her to crochet about a year later. Most of her crafts are self taught. Sandra has loved passing on those crafts to others, from her children and their friends and for 16 years as a 4-H Leader. Sandra has a knack for teaching young and old alike by being able to describe how to do the stitches in such simplistic terms that all can understand. She is able to teach the students whether they are right or left handed. One of the phrases that she tells all her students is that "I will help you learn from all my mistakes so you don't have to do them."

Rag Rugs

FRIDAY: 10:30 am – 11:30 am

ROOM: Gardenia

SATURDAY: 3:30 pm – 4:30 pm

ROOM: Tulip

Don't know what to do with all those strips left from your quilting projects. See how to make baskets or mats using either a needle or a hook.



Knooking

FRIDAY: 1:00 pm – 2:00 pm

ROOM: Gardenia

SATURDAY: 10:30 am – 11:30 am

ROOM: Tulip

Combining both crochet and knitting, knooking is an innovative method of knitting with a crochet hook. If you've always wanted to knit, but like the ease of crochet, you can now do both, using a knook - a handy hook that replaces knitting needles and creates knitted fabric.



Tatting

FRIDAY: 3:30 pm – 4:30 pm

ROOM: Gardenia

SATURDAY: 1:00 pm – 2:00 pm

ROOM: Tulip

Tatting is a technique for handcrafting a particularly durable lace from a series of knots and loops. Tatting can be used to make lace edging as well as doilies, collars, accessories such as earrings and necklaces, and other decorative pieces. The lace is formed by a pattern of rings and chains formed from a series of half-hitch knots, called double stitches, over a core thread. Tatting can be done with a shuttle or a needle.

Magnificent



Carol Wasylik

Extraordinary Extras

Carol is the owner of the store, in business for 18 years and has a wide range of information to share.

Ruler Projects for 2½” Strips

FRIDAY: 11:45am – 12:45pm

SATURDAY: 11:45am – 12:45pm

ROOM: Lilac

Need projects for 2½” strips? Learn how to use the hex-n-more and 2½” wonky long cabin rulers to create many projects. The Quick Curve Rulers will be demonstrated for the curve enthusiasts. Hints to create the 2-colour bargello with a “Twist”.



CENTRAL SEWING MACHINES IS UNDER NEW OWNERSHIP

Join us at our Fall 2016 Open House

Saturday, September 17 9:00 -5:00

Both Central Sewing Locations

**BRING IN
THIS AD**
September 17, 2016
to receive a
FREE GIFT!



Meet the New Owners
Free Seminars
Door Prizes
In-Store Specials
Coffee & Snacks
Charity BBQ at South Location



COMING SOON:

Complete Fall Class Schedule ~ new Website currently under construction
~ check back often for information and updates ~

CENTRAL SEWING MACHINES

SOUTH:

8649 - 63 Ave. Edmonton
Phone 780.469.1147











www.centraisewing.com

WEST:









10642 - 170 St. Edmonton
Phone 780.486.0047

SEMINAR SCHEDULE

Friday, September 9, 2016















	Lilac	Johnson's Sewing / Quilter's Dream	Tulip	Gardenia
9:15 am - 10:15 am	Learning Redwork the Fun & Easy Way Melissa Smith Kit Fee \$7.50 	The Staple Dress - By April Rhodes Trish Van Vliet 9:15 - 11:45 Kit Fee \$18	Scrap Happy - Stash Busters Carola Russell	What I Wish Someone Had Told Me When I Started Quilting Lorna Shapiro
10:30 am - 11:30 am	Zippertastic Liz Thompson	 	Hunter Star Ingrid Machtemes	Rag Rugs Sandra Vavrek
11:45 am - 12:45 pm	Ruler Projects for 2 1/2" Strips Carol Wasilyk	Modern Silhouette Vest Trish Van Vliet 12:00 - 2:30 Kit Fee \$18  	Panels with Pizzazz Leona Ohland	
1:00 pm - 2:00 pm	Scrapbooking for Quilters Melissa Smith		Stabilizer 101 Cathy McClean	Knooking Sandra Vavrek
2:15 pm - 3:15 pm		Petite Stitched Purse Trish Van Vliet 3:00 - 5:30 Kit Fee \$18	Jelly Roll Madness Ingrid Machtemes	On Beyond Printed Cotton - Yarn Dyes and Silks in Quilts Lorna Shapiro
3:30 pm - 4:30 pm	Celebrate Canada's Sesquicentennial with Fun & Easy Quilt Projects Melissa Smith Kit Fee \$5 	 	Encore! Fold It, snip It, Rip It Carola Russell	Tatting Sandra Vavrek




	Violet	Rose	Fashion Stage
9:15 am - 10:15 am		Pattern Alternations and Choosing the Correct Size for the Right Fit	Inspiration 2016 Fashion Show Linda MacPhee 9:15 - 10:15
10:30 am - 11:30 am	Upcycle Your Way To High Fashion Linda MacPhee	Ron Collins 9:15 - 12:15 Kit Fee \$20  	Trunk Show Karen Bialik 10:45 - 11:45
11:45 am - 12:45 pm	Update and Create Your Own Fall and Holiday Décor Lynn Swanson	Creative Mosaic Textile Art Quilt Carola Russell 12:30 - 2:00 Kit Fee \$5  	Inspiration 2016 Fashion Show Linda MacPhee 12:00 - 1:00
1:00 pm - 2:00 pm	Autumn Leaves Lynn Swanson		Quilts of Valour - Canada 1:15 - 2:15
2:15 pm - 3:15 pm	Don't Fuss with Fitting! Linda MacPhee	Designer Finishes Ron Collins 2:30 - 5:30 Kit Fee \$20  	Trunk Show Karen Bialik 2:30 - 3:30
3:30 pm - 4:30 pm	Sculpting with Fabric Beverly Oliwa 3:30 - 5:30 Kit Fee \$20		

SEMINAR SCHEDULE

Saturday, September 10, 2016

	Lilac	Johnson's Sewing / Quilter's Dream	Tulip	Gardenia
9:15 am - 10:15 am	Celebrate Canada's Sesquicentennial with Fun & Easy Quilt Projects Melissa Smith Kit Fee \$5 	The Staple Dress - By April Rhodes Trish Van Vliet 9:15 - 11:45 Kit Fee \$18  	Hunter Star Ingrid Machtemes	Encore! Fold It, snip It, Rip It Carola Russell
10:30 am - 11:30 am		 	Knooking Sandra Vavrek	It's All in the Needle! Cathy McClean
11:45 am - 12:45 pm	Ruler Projects for 2 1/2" Strips Carol Wasilyk	Kids Sewing Level 1 Trish Van Vliet 12:00 - 2:15 Kit Fee \$5  	Panels with Pizzazz Leona Ohland	What I Wish Someone Had Told Me When I Started Quilting Lorna Shapiro
1:00 pm - 2:00 pm	Learning Redwork the Fun & Easy Way Melissa Smith Kit Fee \$7.50	 	Tatting Sandra Vavrek	
2:15 pm - 3:15 pm	Zippertastic Liz Thompson	Kids Sewing Level 2 Trish Van Vliet 2:30 - 4:45 Kit Fee \$5  	Jelly Roll Madness Ingrid Machtemes	Scrap Happy - Stash Busters Carola Russell
3:30 pm - 4:30 pm	Scrapbooking for Quilters Melissa Smith	 	Rag Rug Sandra Vavrek	On Beyond Printed Cotton - Yarn Dyes and Silks in Quilts Lorna Shapiro



	Violet	Rose	Fashion Stage
9:15 am - 10:15 am	Sculpting with Fabric Beverly Oliwa 9:15 - 11:15 Kit Fee \$20 \$ 🖐️	Designer Finishes Ron Collins 9:15 - 12:15 Kit Fee \$20 \$ 🖐️	Inspiration 2016 Fashion Show Linda MacPhee 9:30 - 10:30
10:30 am - 11:30 am			Trunk Show Karen Bialik 10:45 - 11:45
11:45 am - 12:45 pm	Autumn Leaves Lynn Swanson	Creative Mosaic Textile Art Quilt Carola Russell 12:30 - 2:00 Kit Fee \$5 \$ 🖐️	Inspiration 2016 Fashion Show Linda MacPhee 12:00 - 1:00
1:00 pm - 2:00 pm	Update and Create Your Own Fall and Holiday Décor Lynn Swanson		Trunk Show Karen Bialik 1:15 - 2:15
2:15 pm - 3:15 pm	Upcycle Your Way To High Fashion Linda MacPhee	Perfecting Pockets Ron Collins Kit Fee \$25 \$	Quilts of Valour - Canada 2:30 - 3:30
3:30 pm - 4:30 pm	Don't Fuss with Fitting! Linda MacPhee	Behind the Seams with Interfacings and Underlining Ron Collins Kit Fee \$25 \$	

REGISTER IN ADVANCE:

Save \$\$\$ and buy your tickets in advance

26

We give you four easy ways to register:

Online: www.CreativeStitchesShow.com

Phone Toll Free: 1-855-723-1156

Fax Toll Free: 1-855-361-2526 (Visa / MasterCard signature required)

Mail: Completed registration form and payment to:
Creative Stitches and Crafting Alive
#218, 7710 - 5th street SE, Calgary, AB T2H 2L9



IMPORTANT INFORMATION:

- All tickets are non-refundable. We are not responsible for lost, forgotten or unused tickets.
- Advance Phone/Fax/Mail ticket requests will be confirmed by email.
- Purchase tickets online, by phone, mail or fax or in person at the show.
- Doors to the exhibit hall do not open till 9 am.
- The Creative Stitches & Crafting Alive Show reserves the right to substitute an instructor if necessary.
- Please turn off cell phones when participating in the seminars.
- Food facilities will be available on site.
- There will be no coat check services available at this venue, please make alternate arrangements.

Come be a part of our next shows in:

Calgary Sept 23 & 24, 2016

Victoria March 10 & 11, 2017

Abbotsford March 24 & 25, 2017

For more information, please visit
www.creativestitchesshow.com



SEMINAR REGISTRATION FORM

Edmonton - September 9 - 10, 2016

27

name: _____

address: _____

city: _____ prov: _____ postal: _____

phone: _____ email: _____

**Advance
Admission
Pricing:**

	Advance	At The Door	
2 Day Adult Pass:	\$15.00	\$18.00	<input type="checkbox"/>
1 Day Adult Pass:	\$10.00	\$12.00	<input type="checkbox"/>
2 Day Senior/Student Pass:	\$12.00	\$15.00	<input type="checkbox"/>
1 Day Senior/Student Pass:	\$8.00	\$10.00	<input type="checkbox"/>

Featured Classes: Friday, September 9

- Pattern Alterations and Body Measurement** 9:15-12:15 pm **\$65.00**
3 hours hands-on. Limited to 20 people. Sewing machine required. Kit Fee \$20
- The Staple Dress** 9:15-11:45 pm **\$40.00**
Hands-on. Limited to 15 people. Sewing machine required. Kit Fee \$18
- Modern Silhouette Vest** 12:00-2:30 pm **\$40.00**
Hands-on. Limited to 15 people, Kit Fee \$18
- Designer Finishes** 2:30-5:30 pm **\$65.00**
3 hours hands-on. Sewing machine required. Limited to 20 people, Kit Fee \$20
- Petite Stitched Purse** 3:00-5:30 pm **\$40.00**
Hands-on. Limited to 15 people, Kit Fee \$18
- Sculpting With Fabric** 3:30-5:30 pm **\$20.00**
Hands-on. Limited to 20 people, Kit Fee \$20

Featured Classes: Saturday, September 10

- Designer Finishes** 9:15-12:15 pm **\$65.00**
3 hours hands-on. Sewing machine required. Limited to 20 people. Kit Fee \$20
- The Staple Dress** 9:15-11:45 pm **\$40.00**
Hands-on. Limited to 15 people. Sewing machine required. Kit Fee \$18
- Sculpting With Fabric** 9:15-11:15 pm **\$20.00**
Hands-on. Limited to 20 people. Kit Fee \$20
- Modern Silhouette Vest** 12:00-2:30 pm **\$40.00**
Hands-on. Limited to 15 people. Kit Fee \$18
- Kids Sewing Level 1** 12:00-2:15 pm **\$25.00**
Hands-on. Limited to 15 people. Kit Fee \$5
- Perfecting Pockets** 2:15-3:15 pm **\$25.00**
- Kids Sewing Level 2** 2:30-4:45 pm **\$25.00**
Hands-on. Limited to 15 people. Kit Fee \$5
- Behind the Seams with Interfacing and Underlining** 3:30-4:30 pm **\$25.00**
Limited to 20 people.

TOTAL: _____

Payment

Methods:

Kit fees are payable to instructor on day of seminar

visa mastercard cheque *make cheques payable to CanNorth Shows Inc.*

card #: _____ cvn: _____ exp: _____

signature: _____

The 9th Annual

The Great Canadian Scrapbook Carnival

Presented By:



CREATIVE SCRAPBOOKER MAGAZINE


Register today for the crop and/or classes!

The following events are run by Creative Scrapbooker Magazine. Registrations must be made in advance. Please register online at creativescrapbooker.ca or call 403.809.4888.

Sponsors:

A big THANK YOU to our Sponsors! This event would not be possible without them!

Platinum



Gold



Learn Scrapbooking From the Best!



Christy Riopel

Instructor Christy Riopel is fun, energetic, and wildly creative. As a wife and a mother of two daughters, it's amazing that somewhere in between the carpooling and mountains of laundry; she finds time to be a Contributing Editor for Creative Scrapbooker Magazine and an industry leading paper crafting instructor. Christy has taught with her own entertaining style of creative escapism internationally at many industry leading events like CHA, Crop and Cruise, Crop for Kids, Camp Croppin, Scrapfest, and The Great Canadian Scrapbook Carnival and has worked for some of the leading companies in the industry like Westcott, BasicGrey, Carta bella, Echo Park, and Prima Marketing. For more insight on Christy, check out her blog at christyriopel.com

Kelly Klapstein

"Paper and paste are good for the soul" is Kelly's crafting motto. Ever since she was a child, Kelly has created scrapbooks and paper crafts. She loves being part of the Creative Scrapbooker team, as a contributing writer, and she enjoys designing and teaching at local scrapbook stores as well as at special events. Kelly's witty sense of humour along with her eclectic style is sure to fill your class with laughter as your creative process is set into motion. Check out Kelly's blog at kellycreates.ca



Cathie Allen

You have seen her techniques in Creative Scrapbooker Magazine and Scrap & Stamp Arts over the past 16 years. Here's your chance to get up-close-and-personal in these 'technique rich' classes which will change the way you look at your collection of rubberstamps. Come play, giggle and oh! yes!...be prepared to get inky!



Emma Lou Beechy

Emma Lou Beechy is the Creative Director at Heartfelt Creations. She brings 17 years of experience; develops product lines, teaches classes and product education throughout the US and abroad, appeared on the Scrapbook Soup show on PBS TV and the Create and Craft UK TV. She describes her style as classic with lots of 3D dimension. Emma loves creating projects that look like they took forever to create, while using techniques that are really quick and easy. She loves to create anything from stamped cards, layouts, and altered art using mostly stamps, dies, patterned papers, inks, embellishments...and glitter! Check out Emma's blog to see what she's been up to lately at heartfeltcreations.us/blog



Friday, Sept 9 | Scrapbook Classes

Register online at Creative Scrapbooker Magazine
www.creativescrapbooker.ca or call 403-809-4888



Faux Watercolour Stamping Bliss

Instructor: Cathie Allen

Time: 9:30am – 12:00pm (2.5 hours)

Fee: \$45.00

What we love about stamping & stenciling is its flexibility. So many of our stamping mediums love to multi-task and in this class we will achieve a beautiful watercolor effect without warping our cardstock. This class is all about using stamping mediums to their max, creating a layout and a beautiful matching card using stamps and ink in easy and innovative ways. Get in touch with the creativity inside yourself as Cathie shows you how these techniques will inspire you from project to project. Come play and take home a bevy of creative ways to play with your stamps, stencils and die cuts.

Watercolour Christmas Cards

Instructor: Kelly Klapstein

Time: 1:00pm – 3:30pm (2.5 hours)

Fee: \$35.00

Watercolour techniques are one of the hottest trends in crafting right now! Join Kelly and create 10 different watercolour Christmas cards that everyone on your mail list will be delighted to receive. You'll learn how easy it is to add watercolour to your crafting toolbox and how wonderful it is to design with this medium. Add some colour to your cards this Christmas...with water!



Mixed Media Perfect Papers

Instructor: Christy Riopel

Time: 4:00pm – 6:00pm (2 hours)

Fee: \$40.00

Learn the secrets to creating beautiful custom mixed media backgrounds for your layouts in this class. Transform simple white cardstock into masterpieces that will simply need a photo and a title to be finished. This class is technique-heavy and full of choices as Christy guides you through 4 different processes, each creating a unique finished look. This class is also great for card makers and art journalers. All skill levels welcome to come get messy!

REGISTER TODAY for our 2-day crop and/or classes.
Details at: www.creativescrapbooker.ca or call 403.809.4888

Saturday, Sept 10 | Scrapbook Classes

Register online at Creative Scrapbooker Magazine
www.creativescrapbooker.ca or call 403-809-4888



Mixed "Very Inky" Media Wall Hanging

Instructor: Cathie Allen

Time: 9:00am – 11:30am (2.5 hours)

Fee: \$45.00

For those of you who have seen Cathie in action, you will love this technique-rich class! Layer by layer, you understand how several styles of ink interact with each other as you create a wall hanging that will look beautiful on your own wall or make that perfect gift for someone special. Of course, these techniques are totally transferrable to any paper craft project. If you are a creator of cards, scrapbook pages, or love playing in your art journal, you will want to add these versatile techniques to your stamping skills. If you are looking for creative ways to play with your stamps, then this is definitely a class for you.

Art Journaling

Instructor: Christy Riopel

Time: 12:00pm – 2:30pm (2.5 hours)

Fee: \$40.00

Want to try your hand at mixed media and art journals? Come play in this technique-rich class and complete several art journal pages (no writing required) filled with arty goodness. Try your hand at sprays, stencils, gesso paints and more in a relaxing and creative environment as Christy guides you through the process in a simple and fun way that is sure to be enjoyable for all levels of crafters.



Peacock Paisley Vellum Class

Instructor: Emma Lou Beechy

Time: 3:00pm – 4:30 (1.5 hours)

Fee: \$30.00

Do you love feathery friends paired with accent flowers of delicate vellum? During this 1½ hour class you will create 3 cards while learning how to create vellum flowers, how to color on vellum and blend multiple colors on cardstock. Pair these techniques with the soft peacock color theme, decorative ovals, and pretty backgrounds for the perfect card trio that is sure to take your breath away! These samples might look complicated, but Emma Lou will break it down step by step and show you how easy it is to create your own masterpiece. Heartfelt Creations classes are always loaded with creative techniques and you will leave with fresh inspiration.

REGISTER TODAY for our 2-day crop and/or classes.
Details at: www.creativescrapbooker.ca or call 403.809.4888

The 9th Annual

The Great Canadian Scrapbook Carnival

Presented By:



CREATIVE SCRAPBOOKER MAGAZINE

SEPTEMBER 9 & 10, 2016
MILLENNIUM PLACE, SHERWOOD PARK

- Marketplace open to all
- 2-Day Crop Packages*
- Make and Takes galore
- On-site layout contest open to all
- Exceptional classes*
- Fun and inspirational

This amazing paper crafting
carnival takes place within
the Creative Stitches
and Crafting Alive Show!

*Look inside for details about 2-day crop and/or classes.

Pre-registration is required for all crop and classes by contacting
Creative Scrapbooker via www.creativescrapbooker.ca or calling 403.809.4888.
REGISTER TODAY!