

Quilting, Embroidery and Surface Design

Irene Lafleche



Canadian Quilters' Association/ACC

From Raggs to Stitches Trunk Show

Irene began her crafting career as a knitter and later evolved into a passionate quilter, teacher and designer. She has made well over 200 quilts since attending her first Creativ Festival (Ottawa, 2003). She will be sharing her quilting journey through her talk entitled "From Raggs to Stitches".



Fri 11:45am – 12:45 pm – Fashion Arts Stage
Sat 11:45am – 12:45 pm – Fashion Arts Stage

Kingi Carpenter



Peach Berserk

As well as creating one of a kind prints, Kingi offers screen printing "print with a pint" workshops which include a beer, all supplies and instruction. Contact Kingi at kingicarpenter@gmail.com to book your print with a pint creative workshop!

Silkscreen Fashions: Ain't it a Peach!

We all strive to be unique especially when fashion calls. And, there's no better way than to start with unique fabric. Peach Berserk fashions are already being worn by celebrities such as Jennifer Love-Hewitt, Portia de Rossi and Paula Abdul and now it's your turn. Come see a funky, edgy, inspiring collection that will leave you peachless!

Fri 10:30am – 11:30am Fashion Arts Stage
Sat 10:30am – 11:30am Fashion Arts Stage

Fabric Goes Berserk!

Peach Berserk that is! Join Kingi to see and learn all the basics of screen printing. She'll create artwork, 'shooting' silkscreens and printing while exploring different types of fabric designs and how to create them. And, you'll see how to set up your own inexpensive and amazing screen print studio... the Peach Berserk way!

Fri 12:00pm – 1:30pm Discovery Centre
Sat 1:00pm – 2:30pm Discovery Centre



Bernadette Kent







Visible Mending

Big stitch quilting is a wonderful way to add texture and interest to any project. We are going to explore visible mending also known as boro stitching, sashiko, or kantha stitching, which make use of the continuous running stitch.



Fri 10:30am – 11:30 am – Discovery Centre
Kit Fee \$5

Quilting, Embroidery and Surface Design

<p>Wonderfil Specialty Threads</p>	<p>Paperless Hexies Paperless English paper-piecing. Come and create a fabric sample to make a bag, pillow or to add to a quilt. This technique is quick and lots of fun and super easy too! We will make a minimum 10 inch square of fabric covered with approx 30 hexagons . Fri 1:00pm – 2:00pm – Room 104 Kit Fee \$8</p>  <p>Does Your Quilt Need More Sparkle? Let's look at a variety of threads and how they impact the look of your finished quilt. Fri 2:15pm – 3:15pm – Room 104 Sat 1:00pm – 2:00pm – Room 103</p> 
<p>Jo Gatenby</p>  <p>X's and Oh's</p>	<p>Paper Embroidery Designer Jo Gatenby (X's & Oh's) introduces you to the easy, fun, and fascinating art of PAPER EMBROIDERY. Purchase a small card kit (tri-fold card / pattern / floss / needle / and piercing tool – only \$5), and try hands on as she walks you through the simple steps to create your project; or just enjoy the free lecture and receive a general technique handout for future reference! Fri 3:30pm – 4:30pm – Room 103 Sat 3:30pm – 4:30pm – Room 103</p> 
<p>Alma Laidlaw</p>	<p>Alma's Tool School – all levels Together we'll explore new tools, tried and true tools, notions and more to make your stitching easier, faster and accurate. See how the simplest of notions make otherwise time-consuming tasks, simple and best of all... secrets on how to make them work for you. Fri 10:30am – 11:30am – Room 101 Sat 11:45am – 12:45pm – Room 101</p> <p>Luxurious Cuddle & Double Gauze Fabrics – all levels</p>

Quilting, Embroidery and Surface Design



Sewn on their own or combined together, these beautiful, soft fabrics are easy to sew with a just a few special tips. Alma shares techniques to work these specialty fabrics like a pro and shows samples for great project ideas.

Fri 1:00pm – 2:00pm – Room 101

Sat 3:30pm – 4:30pm – Room 101

Let's Talk about Traditional & Modern Sashiko - All Levels

Sashiko, the traditional Japanese stitchery has become a popular technique among quilting enthusiasts for its sheer beauty and simplicity. Join Alma to learn the basics of Moyozashi , Hitomazashi, and Kuguri-Sashi as well as how to combine them to create a unique effect. So much fun but warning—Sashiko is addictive!

Fri 3:30pm – 4:30pm – Room 101

Sat 2:15pm – 3:15pm – Room 101

Nancy Johnson is a graduate of Fanshawe College - Fashion design and textiles program. An international award winning quilter, lecturer and designer.

Marbling--An Ancient Art

Marbling. Floating pigments on a suspension liquid, manipulating them into abstract and pictorial designs creating a mono print. Nancy will walk you through the process that has been used for thousands of years to decorate paper, fabric and dimensional objects.



Fri 9:15am – 10:15am – Room 103

Sat 2:15pm – 3:15pm – Room 103

20 Years of Quilting and Still Exploring

From my first to my latest textile creation. Exploring fabric manipulation is a life long passion. Let me share my journey with you-- quilts, wall hangings, clothing and more.

Fri 11:45am – 12:45pm – Room 103

Sat 11:45am – 12:45pm – Room 103



Outside the Box Quilted Clothing

I have been creating 2 layer quilted clothing since 2002. When you take out the batting layer you expand your silhouette and fabric choices. Your quilting becomes a design element.

Fri 2:15pm – 3:15pm – Room 103

Sat 9:15am – 10:15am – Room 103



Quilting, Embroidery and Surface Design



Quilts at the Creek

Sit and relax for a while and imagine it's a warm summer day and you are enjoying hundreds of quilts fluttering in the breeze. Watch a slideshow about the outdoor quilt show Quilts at the Creek. Be inspired by the wonderful location- and of course the quilts!

Fri 2:15pm – 3:15pm – Fashion Arts Stage

Sat 2:15pm – 3:15pm – Fashion Arts Stage