



Edmonton

MILLENNIUM PLACE,
SHERWOOD PARK



September

6-7

2019

Friday | 9am - 6pm
Saturday | 9am - 5pm

**Purchase tickets in
advance to save!**

For more information please visit
www.creativfestival.ca
1-855-723-1156
info@creativfestival.ca

creativfestival[®]west

sew . knit . bead . stitch . quilt . scrapbook + more





PFAFF

Perfection starts here.™

performance icon™



UPCOMING SHOWS

CALGARY

September 20 - 21, 2019

TORONTO FALL

October 17 - 19, 2019

ABBOTSFORD

March 27 - 28, 2020



For more information please visit
www.creativfestival.ca

1-855-723-1156

info@creativfestival.ca

WELCOME TO THE 2019 EDMONTON CREATIV FESTIVAL

CREATIV FESTIVAL... TAPPING INTO THE CREATIVE SPIRIT OF THE WEST!

Whether you're new to or seasoned in your craft, want to learn new techniques and tricks, or simply feel the need to be inspired, join others who share your creative passion in sewing, quilting, knitting, crochet, crafting and so much more at this two-day event offering over 70 hours of classes, seminars, and free on stage shows, along with exceptional shopping. Find out more about what's happening...



Follow us on Facebook



Sign up for our eNewsletter

Visit www.creativfestival.ca

BE A SHOW ANGEL

Volunteer with us at the show and get a free weekend pass!*

Call 1-855-723-1156

or email info@creativfestival.ca to sign up.

*subject to availability

HOTEL INFO

Best Western Sherwood Park

Inn and Suites

300 Lakeland Drive

Sherwood Park, Alberta T8H 0N6

(780) 416-7800

Rates from \$135.99

Complimentary Breakfast daily

CONTENTS

03 | Welcome

04 | Free Demos & Features

06 | Feature Classes

08 | Bios & Seminars

18 | Seminar Schedule

Friday September 6th

20 | Seminar Schedule

Saturday September 7th

22 | Registration Info

23 | Registration Form

SHOW ADDRESS

MILLENNIUM PLACE

2000 Premier Way

Sherwood Park, AB T8H 2G4

creativfestival[®]west
sew . knit . bead . stitch . quilt . scrapbook + more

FREE DEMOS & FEATURES

THE FOCUS ON FIBRE ARTS ASSOCIATION



The Focue on Fibre Arts Association booth will feature demonstrations from its member guilds:

Edmonton Rug Hooking Guild (ERHG)

Edmonton Needlecraft Guild (ENG)

Edmonton and District Quilters' Guild (EDQG)

Leduc Quilt Guild (LQG)

FRIDAY, SEPTEMBER 6th		
 9:00 am-12:00 pm	12:00 pm-3:00 pm	3:00 pm-6:00 pm
ERHG: Rug Hooking <i>Jacqueline Kasian</i> EDQG: Fabric Tile Mosaic <i>Janet Mireault</i> ERHG: Rug Hooking <i>Karen Cantwell</i> ENG: Needlework	ENG: Silk Ribbon Embroidery <i>Karen Osatchuk</i> EDQG: Quilt Binding & Labelling <i>Lezley Zwaal</i> ENG: Canvas Work <i>Lorrain Dielin</i>	LQG: English Paper Piercing <i>Deborah Giles</i> EDQG: Fabric Tile Mosaic <i>Janet Mireauleng</i> ENG: Whitework <i>Joyce Sirski</i>
SATURDAY, SEPTEMBER 7th		
 9:00 am-12:00 pm	12:00 pm-3:00 pm	3:00 pm-6:00 pm
ENG: Needlework <i>Marian Preshing</i>	ENG: Canvas Work <i>Catherine Challenger</i>	ENG: Needlework <i>Terry Holgerson</i> LQG: English Paper Piercing <i>Deborah Giles</i>

QUILTS OF VALOUR

Quilts of Valour are quilts made by quilters across the country for injured military personnel on their return to Canada and to our veterans. Thanks to the efforts of quilters, 3000 quilts have been delivered to our injured service members and to veterans.



FREE DEMOS & FEATURES



FREE DEMOS AND FEATURES

N. Jefferson will be on the show floor presenting free demos showcasing some of the new trendy and up and coming products.

Join Norm for FREE “Make N Takes”
from Free Spirit!



*A definite
must see **



Husqvarna

VIKING®

PFAFF®

The Steam Trunk • Hamels

Wonderfil Specialty Threads

Central Sewing Machines

Maple Leaf Quilting • Extraordinary Extras

The Sugar Pine Company • Quilters Dream Fabrics

**Fabulous
DOOR PRIZES!**

Remember to enter
for your chance
to win!

FEATURE CLASSES

RON COLLINS

Ron Collins is Canada's best known sewing personality and is adored as a designer, speaker and teacher. He is the first male Canadian Designer to have his own line of patterns with Vogue, which premiered in March 2017. Sandra Betzina, Power Sewing icon, and Ron have produced 12 DVDs including a 5 box set series on tailoring for both men and women. Since 2009, they have filmed over 240 on-line web shows called Power Sewing which have received great reviews.



PATTERN ALTERATIONS FOR BODICE FITTING

Is bodice fitting your nemesis? Most commercial patterns are drafted for a "B" cup. In this hands on workshop you will be making samples of numerous bodice pattern alterations. Learn how to add in a dart, move a dart for high or low bust, alter for small bust, raise or lower bust fullness and circumferences for a princess seam. Ron has taught bodice alteration workshops in the past; here are more techniques to add to your knowledge of pattern alterations and end up with a garment that fits well and flatters your figure. Reference booklet/samples to go home with.

3 Hour Hands-On

Fri: 9:15 - 12:15 | ROSE ROOM

Class Fee \$60 | Kit Fee \$20



FASHION TRUNK SHOW

Ron will show garments from his released Vogue pattern line. He will inspire you on changes with different fabrics, linings, trims and pockets. There will be tips on working with difficult fabrics and stabilizing loosely woven fabrics, preventing knits from stretching out when inserting zippers, perfecting curved pockets, underlining techniques to produce high end results, and cool seam finishes. Great techniques for men's and women's garments. (no kit fee/to be done on both show days)

3 Hour Hands-On

Sat: 11:45 - 12:45 | ROSE ROOM

Class Fee \$20



FEATURE CLASSES



PANT ALTERATIONS & KNOWING YOUR BODY MEASUREMENTS

Learn how to alter your pant pattern for a perfect fit. Ron will explain how to do alterations for flat and low seat, full thighs, large waist, knock knees, bowed legs plus protruding derriere, full and high hip. Do you have a hard time or do not know how to measure yourself to help with pattern alterations? Part of this workshop we will take 28 body measurements: high bust, low bust, shoulder width, sleeve length, back waist length, pant and skirt length...plus more. These basic but essential measurements are crucial for a start to fitting your pattern. You will have an alteration package to go home with all your pant alterations and personal measurement chart.

3 Hour Hands-On

Fri: 1 - 4 | ROSE ROOM

Class Fee \$60 | Kit Fee \$20



ANATOMY OF A PAIR OF PANTS

Come and get some great pant and jean construction know how. See techniques on wrinkle-free underlining, taming pants hems, "Petersham" bulk free waist facing, gap free hip pockets with front pant stays to prevent the front pockets or pleats from pulling apart to create a smooth, clean, silhouette giving the appearance of a flatter front. Along with top notch pointers for jeans including using heavy top-stitching thread, applying belt loops, rivets, interfacing and more. Come and be inspired.

Sat: 2:15 - 3:15 | ROSE ROOM

Class Fee \$20

PROFESSIONAL CONSTRUCTION & COUTURE FINISHING TECHNIQUES

As a Vogue designer I am always changing and creating new designs along with numerous renditions on my own patterns. Let me show you my first class techniques from the only male Canadian Vogue pattern designer. See flawless machine buttonholes, along with high end shirt techniques for bias and double yokes and how to tame bulky seams. Learn how interfacing and underlining "breaks" or "makes" a jacket, shirt and pants in proper application for knits, woven and stretch woven fabrics. Become the master of techniques, so that your details set your garments apart.

Sat: 9:15 - 10:15 | ROSE ROOM

Class Fee \$20

BIOS & SEMINARS



CAROLE GOLD
CQA/ACC

Carole lives in Peace River, Alberta, where she happily makes art, teaches quilting and design skills, and runs a thriving longarm business. Several of Carole's quilts have been juried into art and quilt shows, and she has produced a number of artistic works commissioned for private and public collections. Experimentation and creative risk taking are daily events in Carole's studio as she strives for excellence in her work. In her role as a CQA Certified Judge, Carole also enjoys encouraging others to try, learn, and grow!

THINGS TO KNOW BEFORE ENTERING A JURIED SHOW

With Quilt Canada in Edmonton next year, you may be wondering about the National Juried Show. Carole has been both a Juror and Jury Coordinator, and would love to share some tips to help with the entry process. Brief presentation with Q & A session.

Fri: 10:30 - 11:30 | TULIP ROOM



DREW HUGHES
COTTAGE QUILTING

RULER WORK ON YOUR DOMESTIC MACHINE

Do you want to get into Ruler Work on your Domestic machine but don't know where to start? Come see Drew Hughes from Cottage Quilting and he'll help you get started. He'll explain how to set up your machine, which feet and rulers are going to help you accomplish your ruler work dreams and ensure you're on the right path for ruler work. Learn how to create straight lines, curved lines, scallops, waves, and specific designs while free-motion quilting with the use of these rulers.

Fri: 2:15 – 3:15 | LILAC ROOM
Sat: 11:45 – 12:45 | LILAC ROOM

KATHY LOGAN, CQA/ACC

REATING QUILTED POSTCARDS

A demonstration/lecture on how to make these easy and fun creations.

Sat: 10:30 - 11:30 | TULIP ROOM

BIOS & SEMINARS



CAROL WASYLIK
EXTRAORDINARY EXTRAS

Carol Wasylik has owned her store for 22 years and taught numerous classes. She runs a one-on-one instruction to anyone who wants to come and learn new techniques.



CAROLA RUSSELL
CAROLA'S QUILT SHOP

Carola is always searching for new techniques and can't wait to share them with you! She has been a sewing educator for over 25 years and derives as much pleasure from teaching a technique as learning about and executing a technique. Carola's Quilt Shop is located in Gibsons on the beautiful Sunshine Coast of B.C.

A SHOW OF MANY TECHNIQUES

Use Tensisters fusible grid to create beautiful quilts with accuracy. See the many uses of 2 1/2" strips to create full-size quilts to rugs.

Fri: 9:15 – 10:15 | LILAC ROOM
Sat: 3:30 – 4:30 | LILAC ROOM



FAT QUARTER FUN!

You have a gorgeous Bundle of Fat Quarters! What can you make with five, ten, twelve or even just one fat quarter? Carola has some Brilliant, Fast and Easy ideas, tricks and tips to share with you!

Fri: 1:00 – 2:00 | TULIP ROOM
Sat: 9:15 – 10:15 | TULIP ROOM



BIOS & SEMINARS

DRAW, SKETCH AND DOODLE WITH YOUR SEWING MACHINE

Whether it is for quilting, embellishing or simple mark making, this class explores free motion and other techniques. Sketch/Stitch an Owl, write/stitch a name or poem. Doodle/stitch Applique, Bobbin-work and even add colour with pencil and paint to stitches! Your sewing machine can be an expression of your skills through thread, fiber and stitch!

Fri: 9:15 – 10:15 | TULIP ROOM

Sat: 11:45 - 12:45 | TULIP ROOM



IMPROVISATIONAL PATCHWORK – BE A “MAKER” WITHOUT PATTERNS

Make awesome quilts, totes, wall hangings and more. With a few basic rules (you make them up) start sewing and you end up with gorgeous projects that were fun, fun, fun to stitch. Carola will share a pile of her favourite projects. Come to this presentation for an explosion of inspiration and creativity!

Fri: 3:30 – 4:30 | TULIP ROOM

Sat: 3:30 – 4:30 | TULIP ROOM

DAF SUMMERS FARMABLE FIBRES



DROP SPINDLE SPINNING INTRODUCTION

Before there was a spinning wheel, fibres were spun using a drop spindle. This original fibre tool is the most convenient way to spin anywhere. Using Corriedale sheep's wool in a fabulous array of colours, this introductory course focuses on teaching the Park-And-Draft spinning method. Fibres and drop spindles are provided.

2 Hour Hands-On, Kit Fee \$40

Fri: 9:00 - 11:00 & 3:30 - 5:30

Sat: 9:00 - 11:00



SPINNING/WEAVING ROOM - SHOW FLOOR

TAPESTRY WEAVING INTRODUCTION

Make a bracelet or a bookmark on a tapestry loom in this introduction to weaving class. In this class you will learn tapestry weaving techniques, freeform weaving, and a Norwegian krokbragd pattern! Enough yarn is provided to complete a full sized sample on the loom (included in Kit Fee). In class lesson - start to (mostly) finished project.

3 Hour Hands-On, Kit Fee \$60

Fri: 12:00 - 3:00 | Sat: 11:30 - 2:30

SPINNING/WEAVING ROOM - SHOW FLOOR





DARA TOMASSEN STITCHED QUILTING CO.

Presented by Maple Leaf Quilting

From sewing her own pair of shorts at age 10 to countless dresses, skirts and pj pants, Dara's sewing efforts evolved to quilting at age 19, and she has not stopped since.

Dara accidentally became a quilter for hire when she started teaching quilting at her local quilt shop. After many hours on her hands and knees basting, Dara finally took the plunge and invested in a Gammill long arm machine in 2015. Since then, 100's of women have brought their quilts to Dara so she could add the finishing touches. Dara opens your eyes to the incredible feelings that come from free motion quilting. The level of joy that is achieved as a quilter is able to start and finish the entire quilting process 100% by her self is truly great. Follow her creative pursuits on her social media or blog at www.stitchedquiltingco.com.

ALL THE FEATHERS IN ALL THE PLACES

Love the look of feathers quilted on a quilt and marvel at how they go together? Dara will demonstrate how the basic feather design elements when modified can transform into gorgeous feathers that add incredible texture, movement and interest on the quilt.

**Fri: 9:30 - 10:30 | Sat: 9:30 - 10:30
GAMMILL ROOM - SHOW FLOOR**

SWIRLS HOW I LOVE YOU, LET ME COUNT THE WAYS

It is amazing how a circular line can be transformed into so many different shapes. Take the swirl, a circular shape that twists around. Come and watch how Dara is able to transform a basic swirl into so many different configurations that really impress.

**Fri: 12:00 - 1:00 | Sat: 12:00 - 1:00
GAMMILL ROOM - SHOW FLOOR**

HOW DO I QUILT IT? GET INTO A QUILTER'S BRAIN AND SEE HOW TO MAKE A PLAN AND EXECUTE IT

Watch how Dara dissects a quilt top when formulating a plan. Learn some tricks of the trade on how professional long arm quilters approach a client's quilt. Dara will also demonstrate how Gammill's different quilting feet can help embellish the quilts that are on the frame.

**Fri: 2:30 - 3:30 | Sat: 2:30 - 3:30
GAMMILL ROOM - SHOW FLOOR**

BIOS & SEMINARS



INGRID MACHTEMES QUILTESSENTIAL CO.

Ingrid has been creating since she was a little girl. As a tennager, she started with a love of quilting and it was instant, andd all-consuming. Ingrid designs her own quilt patterns and taught quilting classes. Inrgid has been nominated several times for teaching awards and sells her patterns internationally. She opened Quiltes-sential Co. as a store in 2004, and has since expanded into her current location: a former gas stating located at 100 McKenney Avenue, St. Albert.

DON'T WORK HARDER, WORK SMARTER!

Using new methods when piecing, pressing and sewing will improve your skills. This is to help you be a better quilter, bag maker and all around great sewer. Get good results by using quick techniques & tips.

Fri: 10:30 – 11:30 | LILAC ROOM

NEW NOTIONS & KNOWLEDGE

Knowledge is power! If you see new notions in action you can use them more effectively in your projects. Throughout the year I test multiple items and pick the best that beat out the rest! Come and see the ones that help you in the sewing room.

Fri: 1:00 – 2:00 | LILAC ROOM
Sat: 9:15 – 10:15 | VIOLET ROOM



CAMDEN, POPPINS BAG & MORE

Do you want to get tips and tricks on how to make a great bag? These are lightweight, will stand up alone and are easy to use. Information given on stabiliser, zippers and more.

Fri: 3:30 – 4:30 | LILAC ROOM
Sat: 2:15 – 3:15 | TULIP ROOM



LORI NOWOCHIN THE CRAFTY LADY

Lori has been an avid crafter for as long as she can remember. Never one to do things the normal way. Always trying to find the more efficient way. Think INSIDE the box?! Forget it! In her knit and crochet classes, you will find new ways to look at projects you've given up on.

ALTERNATE CAST ON METHODS & WHEN TO USE THEM

Most of us learned to cast on with a long tail cast on or some other traditional method. Lori will be taking the class through a number of non-traditional methods that can enable you to play with your patterns in ways that will have you thinking outside the box with your projects.

Fri: 9:15 – 10:15 | GARDENIA ROOM
Sat: 11:45 – 12:45 | GARDENIA ROOM

ALTERNATE CAST OFF METHODS & WHEN TO USE THEM

Most of us learned to cast off by knitting two stitches and slipping the first stitch over the second. Did you know that there are so many other options out there? Lori will be taking the class through a number of non-traditional methods that can allow you to have more appropriate or decorative edges on your masterpieces.

Fri: 11:45 – 12:45 | GARDENIA ROOM
Sat: 1:00 – 2:00 | GARDENIA ROOM

ALTERNATE INCREASE/DECREASE METHODS & WHEN TO USE THEM

Are you working in lace or are you creating a dense fabric? Do you know which increase or decrease method to use for each? Lori will be taking the class through a number of methods that can enhance the look of your masterpieces.

Fri: 2:15 – 3:15 | GARDENIA ROOM
Sat: 3:30 – 4:30 | GARDENIA ROOM



BIOS & SEMINARS



LORNA SHAPIRO

Lorna spent 33 years in a “left brain” career, including 22 years in Information Technology.

Postretirement every activity she took up seemed to be of the “right brain” variety. Her passion for quilting and working with Asian and Batik fabrics led her to start a small business selling a fine selection of quilting cottons, and now silks, to quilters locally and internationally.

GETTING THE MOST FROM YOUR QUILTING TOOLS

I came to quilting once I retired in my mid 50's, having already reached the stage of life when minimalism in my acquisitions was a goal. I have therefore approached this hobby with the perspective that I want to choose the tools I work with carefully – choosing only those that are necessary or that significantly benefit the quality or efficiency of my work. And, once I'm working with a tool, I want to make sure I'm getting the most out of it. Nearly 15 years later, I'm still

AN EASY WAY TO STICK YOUR TOE INTO QUILT DESIGN!

This past year I had the opportunity to spend 4 days in a workshop with quilter Maria Schell from Alaska. Maria's work is very different than mine... very electric and busy and vibrant... but I chose to study with her because customers had praised her teaching. She was indeed a fabulous teacher, and I came away with a newfound interest in incorporating different shapes into my quilt designs. Starting with shape turns out to be an easy way to step into designing a quilt. If you are interested in starting to design your own quilts, but don't know where to start, this talk is for you! Come spend an hour looking at quilts as we start with “shape” and see what we can do with it. You'll be glad you came!

Fri: 2:15 – 3:15 | TULIP ROOM

Sat: 2:15 – 3:15 | VIOLET ROOM

minimalist in my approach... and I'd like to share with you what I've learned about which tools give me the greatest payback, and how to get the most out of them. We'll discuss threads, needles, rulers, oil, cutting boards, cutting tools, marking tools, pins... and more. Come and join us. I hope you'll share your favourite tip for getting the most out of your tools.

Fri: 11:45 – 12:45 | LILAC ROOM

Sat: 11:45 – 12:45 | VIOLET ROOM

BIOS & SEMINARS

TRINA RICHARDSON

As the Education Manager for SVP Canada Inc. Trina has traveled throughout North America and into Europe sharing her extensive knowledge of Sewing and embroidery. As a graduate of Seneca College's Fashion Design program, Trina has experience on both industrial and home sewing equipment, from basic machines to the latest and most advanced computerized machines available today. Trina specializes in computer aided technologies and loves how they can be combined with the sewing products of today to enhance your creativity. Her over 20+ years in the sewing industry makes Trina one of the industries most knowledgeable on how to get the most out of all your sewing equipment.

WHAT IS MYSEWNET™ AND WHAT CAN IT DO FOR YOU?

mySewnet™ is a group of cloud-based apps and services designed to support you with your sewing and creativity - we call it an ecosystem. No matter if you are in your sewing room with your sewing machine, by your computer, on your sofa with your tablet or on the bus with your smartphone; the mySewnet™ enabled products are connected and make it possible to be creative from anywhere. Join us and see how the new mySewnet™ ecosystem can help you become more creative!

Fri: 10:30 – 11:30 | VIOLET ROOM
Sat:

WHY DO YOU WANT NEED EMBROIDERY SOFTWARE?

With all the ready-made embroidery designs out there why do you still need embroidery software? If you have ever wanted to change just part of a design to better fit your embroidery project, or looked at a design and thought, I could have done that, then this class is for you. Join us as we explore the most common reasons why having Embroidery Software will make your projects easier to complete. From adjusting ready made designs to creating your own, there are tips and hints for any skill level.

Fri: 2:15 – 3:15 | VIOLET ROOM
Sat: 1:00 – 2:00 | VIOLET ROOM

PFAFF
Perfection starts here.™

Sophisticated technology.
Superior results.

Ultimate design
freedom.



performance icon™
sewing machine

www.pfaff.com/en-CA  

BIOS & SEMINARS



RITA SHELOFF I'M SEW HAPPY

Rita lives and breathes everything sewing! An established seamstress, she started down the rabbit hole of sewing in the early 1980's. Rita turned to the world of quilting in 2004, when she made her first memory quilt after the passing of her 7yr old stepson. A few years later she started her own company, Kootenay Custom Quilting...your memory quilt maker, while living in the West Kootenay's to get away from the busy city life. Fast forward to 2017 Rita is back on the West (Wet?) Coast making her memory quilts, but now also has an online shop called I'm Sew Happy, where she carries all kinds of notions, gadgets and fun things that sewists and quilters are always in demand for!

LET'S TWIST AGAIN!

Join Rita in this fun workshop where she shows you how easy it is to make the Twister Tray Pattern! Be completely AMAZED at how easy it is to learn how to use the Twister Templates. They come in various larger sizes so after this class you can apply this same technique to make yourself a quilt and WOW your friends and family.

Fri: 11:45 – 12:45 | TULIP ROOM
Sat: 1:00 – 2:00 | TULIP ROOM

WENDY VAN DER WALT

JELLY ROLL RUG: TIPS AND TRICKS

Have you been struggling with getting your Jelly Roll Rug attempts to lay flat? Have you been creating enormous bowls? Catch this demo and not only learn how to get a lovely flat rug, but also get some great ideas for what else you can create with this fun concept!

Fri: 9:15 – 10:15 | VIOLET ROOM
Sat: 10:30 – 11:30 | LILAC ROOM

WAXED CANVAS: CREATE GIFTS THEY WILL GO CRAZY FOR!

There are so many terrific ways to use this hip and trendy fabric, you won't know where to start! Backpacks, totes, tablet covers...and so many more. Wendy will share her ideas and help you and your machine get the best results you can.

Fri: 11:45 – 12:45 | VIOLET ROOM
Sat: 2:15 – 3:15 | LILAC ROOM

GIFTS FOR FURRY FRIENDS

Almost everyone has a "Fur Baby" on their gift list! Wendy will share some really great ideas that are quick to sew and too cute to pass up.

Sat: 9:15 – 10:15 | LILAC ROOM



BIOS & SEMINARS

CREATIVE ROPE CRAFTS

Use your sewing machine to "throw" super cool bowls and trivets for yourself or to gift! Wendy will demonstrate the techniques that will save your sewing machine and your sanity!

Fri 3:30 – 4:30 | VIOLET ROOM

Sat 1:00 – 2:00 | LILAC ROOM



Husqvarna

VIKING®

Epic™ | 980Q

New Top-of-the-Line
Sewing &
Quilting Machine!



SEMINAR SCHEDULE | FRIDAY, September 6

	- LOCATION -		
	LILAC	TULIP	GARDENIA
9:15 am to 10:15 am	A Show of Many Techniques... <i>Carol Wasylik</i> <i>Extraordinary Extra</i>	Draw, Sketch and Doodle with your Sewing Machine <i>Carola Russell</i> <i>Carola's Quilt Shop</i>	Alternate Cast ON Methods and When to Use Them <i>Lori Nowochin</i> <i>The Crafty Lady</i>
10:30 am to 11:30 am	Don't Work Harder, Work Smarter! <i>Ingrid Machtemes</i> <i>Quiltessential Co.</i>	Things to Know before entering a Juried Show <i>Carole Gold</i> <i>CQA/ACC</i>	
11:45 am to 12:45 pm	Getting the Most From Your Quilting Tools <i>Lorna Shapiro</i> <i>Quilter's Dream</i>	Let's Twist Again! <i>Rita Sheloff</i> <i>I'm Sew Happy</i>	Alternate Cast OFF Methods and When to Use Them <i>Lori Nowochin</i> <i>The Crafty Lady</i>
1:00 pm to 2:00 pm	New Notions and Knowledge <i>Ingrid Machtemes</i> <i>Quiltessential Co.</i>	Fat Quarter Fun! <i>Carola Russell</i> <i>Carola's Quilt Shop</i>	
2:15 pm to 3:15 pm	Ruler Work on Your Domestic Machine <i>Drew Hughes</i> <i>Cottage Quilting</i>	An Easy Way to Stick Your Toe into Quilt Design! <i>Lorna Shapiro</i> <i>Quilter's Dream</i> <i>Fabrics</i>	Alternate Increase/Decrease Methods and When to Use Them <i>Lori Nowochin</i> <i>The Crafty Lady</i>
3:30 pm to 4:30 pm	Camden, Poppins Bag and More <i>Ingrid Machtemes</i> <i>Quiltessential Co.</i>	Improvitational Patchwork: Be a "Maker" without PATTERNS. <i>Carola Russell</i> <i>Carola's Quilt Shop</i>	3:30 pm – 5:30 pm Small Ribbon Girl <i>Denise Gummesson</i> <i>Sticky Fingers Fiber Art</i> Class Fee \$20 Kit Fee \$30 

SEMINAR SCHEDULE | FRIDAY, September 6

	- LOCATION -			
	VIOLET	SPINNING/WEAVING SHOW FLOOR	GAMMILL ROOM MAPLE LEAF QUILTING SHOW FLOOR	ROSE ROOM
9:15 am to 10:15 am	Jelly Roll Rug Tips and Tricks <i>Wendy Van Der Walt Fabriculous</i>	9:00 – 11:00 am Drop Spindle <i>Daf Summers Farmable Fibres Kit Fee \$40</i> 	9:30 – 10:30 am All The Feathers In All The Places <i>Dara Tomassen</i>	9:15 – 12:15 pm Pattern Alterations For Bodice Fitting <i>Ron Collins Class Fee \$60 Kit Fee \$20</i> 
10:30 am to 11:30 am	What is mySewnet™ and what can it do for you? <i>Trina Richardson SVP Canada</i>			
11:45 am to 12:45 pm	Waxed Canvas: Create Gifts They Will Go Crazy For! <i>Wendy Van Der Walt Fabriculous</i>	12:00 – 3:00 pm Tapestry Weaving <i>Daf Summers Farmable Fibres Kit Fee \$60</i>	12:00 – 1:00 pm Swirls How I Love You <i>Dara Tomassen</i>	
1:00 pm to 2:00 pm				1:00 pm – 4:00 pm Pant Alterations and Knowing Your Body Measurements <i>Ron Collins Class Fee \$60 Kit Fee \$20</i> 
2:15 pm to 3:15 pm	Why do you WANT NEED embroidery software? <i>Trina Richardson SVP Canada</i>		2:30 – 3:30 pm How Do I Quilt It? <i>Dara Tomassen</i>	
3:30 pm to 4:30 pm	Creative Rope Crafts <i>Wendy Van Der Walt Fabriculous</i>	3:30 – 5:30 pm Drop Spindle <i>Daf Summers Farmable Fibres Kit Fee \$40</i> 		 HANDS-ON WORKSHOP

SEMINAR SCHEDULE | SATURDAY, September 7

	- LOCATION -		
	LILAC	TULIP	GARDENIA
9:15 am to 10:15 am	Gifts for Furry Friends <i>Wendy Van Der Walt Fabriculous</i>	Fat Quarter Fun! <i>Carola Russell Carola's Quilt Shop</i>	9:15am - 11:15 pm Small Ribbon Girl <i>Denise Gummesson Sticky Fingers Fiber Art Class Fee \$20 Kit Fee \$30</i>
10:30 am to 11:30 am	Jelly Roll Rug Tips and Tricks <i>Wendy Van Der Walt Fabriculous</i>	Creating Quilted PostCards <i>Kathy Logan CQA/ACC</i>	
11:45 am to 12:45 pm	Ruler Work on Your Domestic Machine <i>Drew Hughes Cottage Quilting</i>	Draw, Sketch and Doodle with your Sewing Machine <i>Carola Russell Carola's Quilt Shop</i>	Alternate Cast ON Methods and When to Use Them <i>Lori Nowochin The Crafty Lady</i>
1:00 pm to 2:00 pm	Creative Rope Crafts <i>Wendy Van Der Walt Fabriculous</i>	Let's Twist Again! <i>Rita Sheloff I'm SewHappy</i>	Alternate Cast OFF Methods and When to Use Them <i>Lori Nowochin The Crafty Lady</i>
2:15 pm to 3:15 pm	Waxed Canvas: Create Gifts They Will Go Crazy For! <i>Wendy Van Der Walt Fabriculous</i>	Camden, Poppins Bag and More <i>Ingrid Machtemes Quiltessential Co.</i>	
3:30 pm to 4:30 pm	A Show of Many Techniques... <i>Carol Wasylik Extraordinary Extras</i>	Improvisational Patchwork: Be a "Maker" without PATTERNS. <i>Carola Russell Carola's Quilt Shop</i>	Alternate Increase/Decrease Methods and When to Use Them <i>Lori Nowochin The Crafty Lady</i> 

SEMINAR SCHEDULE | SATURDAY, September 8

	- LOCATION -			
	VIOLET	SPINNING/WEAVING SHOW FLOOR	GAMMILL ROOM MAPLE LEAF QUILTING SHOW FLOOR	ROSE ROOM
9:15 am to 10:15 am	New Notions and Knowledge <i>Ingrid Machtemes</i> <i>Quiltessential Co.</i>	9:00 – 11:00 am Drop Spindle <i>Daf Summers</i> <i>Farmable Fibres</i> <i>Kit Fee \$40</i>	9:30 – 10:30 am All The Feathers In All The Places <i>Dara Tomassen</i>	Professional Construction and Couture Finishing Techniques <i>Ron Collins</i> <i>Class Fee \$20</i> 
10:30 am to 11:30 am	What is mySewnet™ and what can it do for you? <i>Trina Richardson</i> <i>SVP Canada</i>			
11:45 am to 12:45 pm	Getting the Most From Your Quilting Tools <i>Lorna Shapiro</i> <i>Quilter's Dream Fabrics</i>	11:30 – 2:30 pm Tapestry Weaving <i>Daf Summers</i> <i>Farmable Fibres</i> <i>Kit Fee \$60</i>	12:00 – 1:00 pm Swirls How I Love You <i>Dara Tomassen</i>	Fashion Trunk Show <i>Ron Collins</i> <i>Class Fee \$20</i> 
1:00 pm to 2:00 pm	Why do you WANT NEED embroidery software? <i>Trina Richardson</i> <i>SVP Canada</i>			
2:15 pm to 3:15 pm	An Easy Way to Stick Your Toe into Quilt Design! <i>Lorna Shapiro</i> <i>Quilter's Dream Fabrics</i>		2:30 – 3:30 pm How Do I Quilt It? <i>Dara Tomassen</i>	Anatomy of a Pair of Pants <i>Ron Collins</i> <i>Class Fee \$20</i> 
3:30 pm to 4:30 pm				 HANDS-ON WORKSHOP

REGISTRATION INFO



**SAVE
\$\$\$**

and buy your
tickets in
advance

FOUR EASY WAYS TO REGISTER



ONLINE: www.creativfestival.ca



PHONE TOLL FREE: 1-855-723-1156



FAX TOLL FREE: 1-855-361-2526



MAIL: Completed registration form and payment to:
Creativ Festival, 19 Marble Arch Cres., Scarborough, ON M1R 1W8

IMPORTANT INFORMATION

- All tickets are non-refundable. We are not responsible for lost, forgotten or unused tickets.
- Advance Phone/Fax/Mail ticket requests will be confirmed by email.
- Purchase tickets online, by phone, mail or fax or in person at the show.
- Onsite ticket and class purchases are CASH ONLY.
- Doors to the exhibit hall do not open until 9 am.
- The Creativ Festival reserves the right to substitute an instructor if necessary.
- Please turn off all phones when participating in the seminars.
- Food facilities will be available onsite
- There will be no coat check services available at this venue, please make alternate arrangements.
- Supply List will be emailed after registration is confirmed.

REGISTRATION FORM

EDMONTON | September 6 - 7, 2019

TICKET ORDER FORM

Name: _____

Address: _____

City: _____ Province: _____ Postal: _____

Phone: _____ Email: _____

ADMISSION TICKET PRICING

Adult 1 Day Festival Pass	\$10 Advance	\$12 at the Door	<input type="checkbox"/>
Adult 2 Day Festival Pass	\$15 Advance	\$18 at the Door	<input type="checkbox"/>
Senior/Student 1 Day Festival Pass	\$8 Advance	\$10 at the Door	<input type="checkbox"/>
Senior/Student 2 Day Festival Pass	\$12 Advance	\$15 at the Door	<input type="checkbox"/>
Children 12 and under	No Charge	No Charge	<input type="checkbox"/>

Seminar Choices (attach a separate sheet if you require additional space)

	START TIME	FRI	SAT	SEMINAR NAME & TEACHER
1				
2				
3				
4				
5				
6				

**All selections are non-refundable and final.

****DO NOT send kit fees as they are payable to the instructor on day of seminar****

FEATURE CLASSES (limited to 20 people)

<input type="checkbox"/> Pattern Alterations For Bodice Fitting \$60 <i>Class Fee \$60, Kit Fee \$20</i> FRIDAY 9:15 am – 12:15 pm hands-on	<input type="checkbox"/> Fashion Trunk Show <i>Class Fee \$20, 1 hr lecture</i> \$20 SATURDAY 11:45 – 12:45	<input type="checkbox"/> Small Ribbon Girl <i>Class Fee \$20, Kit Fee \$30</i> \$20 FRIDAY 3:30 – 5:30 hands-on
<input type="checkbox"/> Pant Alterations and Knowing Your Body Measurements \$60 <i>Class Fee \$60, Kit Fee \$20</i> FRIDAY 1 - 4 pm hands-on	<input type="checkbox"/> Anatomy of a Pair of Pants <i>Class Fee \$20, 1 hr lecture</i> \$20 SATURDAY 2:15 – 3:15	<input type="checkbox"/> Small Ribbon Girl <i>Class Fee \$20, Kit Fee \$30</i> \$20 SATURDAY 9:15 – 11:15 hands-on
<input type="checkbox"/> Professional Construction and Couture Finishing Techniques \$20 <i>Class Fee \$20, 1 hour lecture</i> SATURDAY 9:15 – 10:15 hands-on		

TOTAL: \$ _____

PAYMENT METHOD

Visa ☐ Mastercard ☐ Cheque ☐

Make cheques payable to CanNorth Shows Inc.

Card #: _____ CVN: _____ Ex: _____

Signature: _____

The 12th Annual

The Great Canadian Scrapbook Carnival

Sponsors:

A big THANK YOU to our Sponsors who make this event possible!

PLATINUM



Brea Reese

ColorBoxTM
by Clearsnap

Pocket
Fountain



KAISERCRAFT



Forever in Time[®]
PAPER CRAFT COLLECTION

close to my HEART[®]

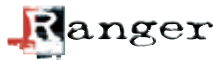
Scrapbook Adhesives[®]



GOLD



STAMPERS
ANONYMOUS



SILVER





CREATIVE SCRAPBOOKER MAGAZINE

Register today for the crop and/or classes!

The following events are run by Creative Scrapbooker Magazine. Registrations must be made in advance. Please register online at creativescrapbooker.ca or call 403.809.4888.

Learn Scrapbooking From the Best:



CATHIE ALLAN

You have seen her techniques in Creative Scrapbooker Magazine and Scrap & Stamp Arts over the past 18 years. Here's your chance to get up-close-and-personal in these 'technique rich' classes which will change the way you look at your collection of rubberstamps. Come play, giggle and oh! yes!...be prepared to get inky!

NICOLE WRIGHT

Nicole loves learning new techniques and sharing! She's a technique based crafter and she love's making 3D projects. Last year Nicole was voted North American Crafter of 2014 by her peers for Sizzix. While in California she toured Sizzix (including their craft room), made a few crafts and met the most fun and creative people! Needless to say she loves her Sizzix Dies to create dynamic projects. So, let's get inky! Please visit Nicole's blog: canadiannickelscrapn.blogspot.ca.



NADINE WACHTER

Nadine has been creating & making for as long as she can remember. She's dabbled in painting, cross stitching, knitting, beading, crafting and DIYing. These days you will find her playing with paper, scrapbooking and making cards. She's been teaching for 10 years and simply loves to inspire! Find out more about Nadine on her blog: nadinekarendesign.com.

Friday, Sept. 6 | Scrapbook Classes

Register online at Creative Scrapbooker Magazine
www.creativescrapbooker.ca or call 403-809-4888

Winter Keepsake Journal



Instructor: Cathie Allan
Time: 9:30 a.m.–11:30 a.m. (2 hours)
Fee: \$50.00

Cathie's love for custom made, compact journals continues with this stunning Winter Keepsake Journal, that can double as a Christmas Ornament! You will learn how to 3D Embellish and create a swede-like finish with a metallic hue, topped with a hand beaded snowflake embellishment - perfect for the season! PLUS: You will also learn how to create a multi-layered, embossed frame that will be topped off with a shimmering snowflake – a work of art that makes a beautiful gift as you learn techniques that can be applied to any paper craft projects you create.

Bold & Beautiful Card Collection

Instructor: Nadine Wachter
Time: 12:30 p.m.–2:30 p.m. (2 hours)
Fee: \$42.00

Join Nadine to create these beautiful cards using the Bold & Beautiful collection from 49 & Market. You'll fussy cut, layer & add dimension to create these cards that are perfect for birthdays, thank yous & celebrations. Sentiments can be changed out or left off to suit your individual needs. Nadine's hope is that you leave inspired to transform your paper into something more.



Background Stamping 101

Instructor: Nicole Wright
Time: 3:30 p.m.–5:30 p.m. (2 hours)
Fee: \$38

Have you ever needed a specific pattern paper and couldn't find just the right look? In this class, Nicole will show you how to create your own background using supplies you already have. You will take steps to layering, using your stamps and inks to create a background. This is the foundation to anything you create.

REGISTER TODAY for our 2-day crop and/or classes.
Details at: www.creativescrapbooker.ca or call 403.809.4888

Saturday Sept. 7 | Scrapbook Classes

Register online at Creative Scrapbooker Magazine
www.creativescrapbooker.ca or call 403-809-4888

Creative Background for Cards



Instructor: Cathie Allan
Time: 9:30 a.m.–11:30 a.m. (2 hours)
Fee: \$50.00

Caution: the techniques taught in this class are highly addictive and may require an intervention! Cathie will begin this class by introducing you to unique ideas for creating gorgeous backgrounds using pigment ink and a gelli plate. These backgrounds will be used to create a 5-panel accordion-style birthday card. You will also be using die-cuts, vellum, a shaker embellishment and wooden accents. The techniques you will learn can be applied to any style of paper crafting. You will simply love Cathie's fun-filled class!

Introduction to Painting - Cafe Paris & Patisserie

Instructor: Nicole Wright
Time: 12:00 p.m.–2:00 p.m. (2 hours)
Fee: \$70.00

Does painting scare you? Don't worry this happens to a lot of us. In this class, you will learn how to blend with acrylic paint on two 10" x 10" canvases. With a few easy Mixed Media techniques, you will transform these canvases into a beautiful home décor project. It's all about blending paints and having fun. Create a vintage looking sign straight from the streets of Paris.



Christmas Card Collection



Instructor: Nadine Wachter
Time: 2:30 p.m.–4:30 p.m. (2 hours)
Fee: \$40.00

Join Nadine and get a jump start on your Christmas cards. You'll create 6 cards that feature fussy cutting, layering & dimension to build up a beautiful background. Sentiments will be Christmas themed but can be left off or switched out to suit your individual needs. Nadine's hope is that you leave inspired to transform your paper into something more.

REGISTER TODAY for our 2-day crop and/or classes.
Details at: www.creativescrapbooker.ca or call 403.809.4888

The 12th Annual

The Great Canadian Scrapbook Carnival

Presented By:



CREATIVE SCRAPBOOKER MAGAZINE

SEPTEMBER 6 & 7, 2019
MILLENNIUM PLACE, SHERWOOD PARK

- Marketplace open to all
- 2-Day Crop Packages
- Make and Takes galore
- On-site layout contest open to all
- Exceptional classes
- Fun and inspirational

This amazing paper crafting
carnival takes place within
CreativFestival.

Pre-registration is required for all crop and classes by contacting
Creative Scrapbooker via www.creativescaphooker.ca or calling 403.809.4888.
REGISTER TODAY!